

My English

Grade 1



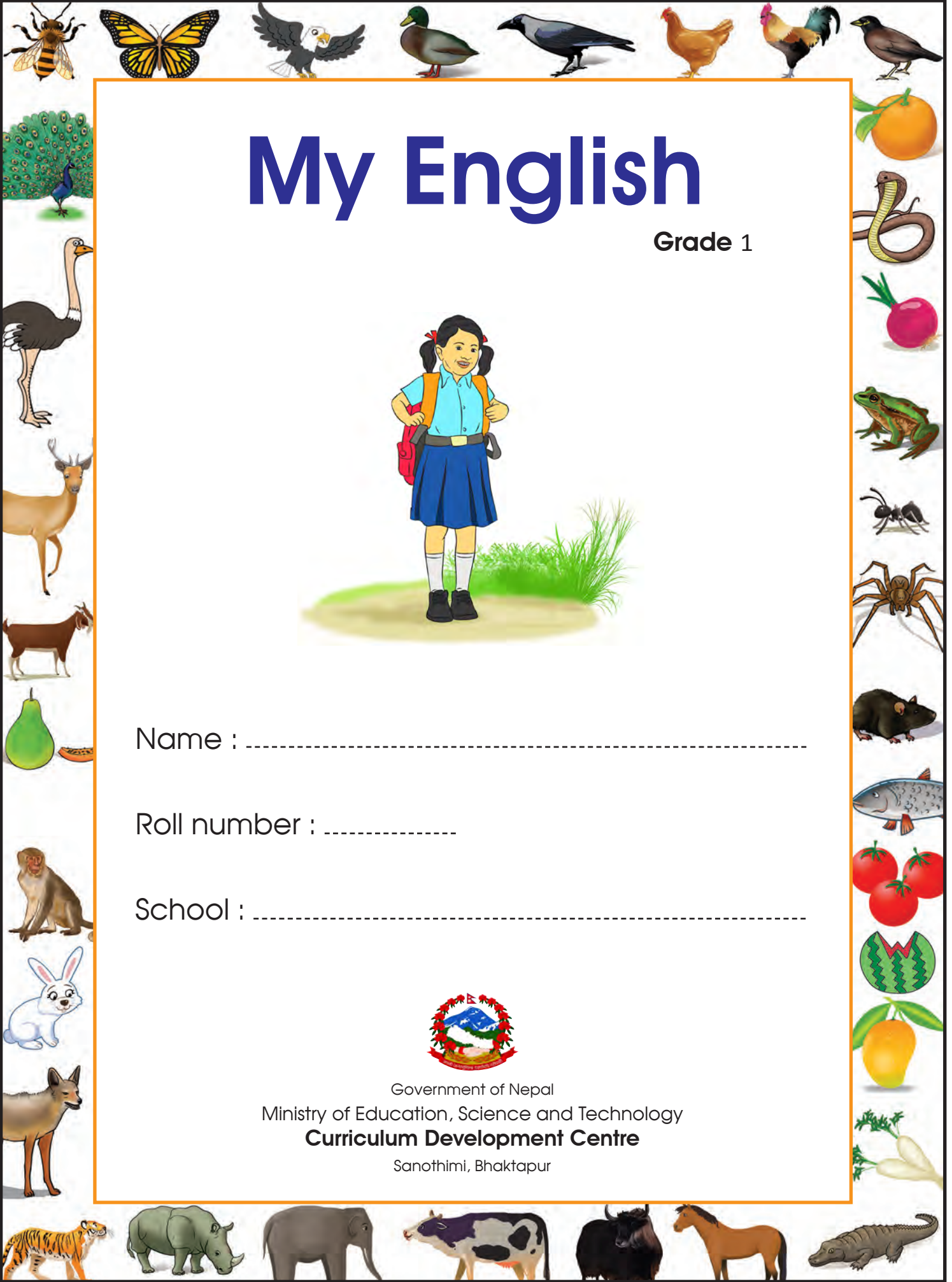
Name :

Roll number :

School :



Government of Nepal
Ministry of Education, Science and Technology
Curriculum Development Centre
Sanothimi, Bhaktapur



Publisher: Government of Nepal
Ministry of Education, Science and Technology
Curriculum Development Centre
Sanothimi, Bhaktapur

© Curriculum Development Centre

ISBN: 978-9937-601-43-6

All rights reserved. No part of this publication may be reproduced or transmitted in any other form or by any means without the written permission of the publisher. However, this does not prohibit making copies of its pages for teacher training or other non-profit making purposes.

Edition:

First Edition: 2077 BS (2020 AD)

Second Edition: 2078 BS (2021 AD)

Send your comments and suggestions to:

Curriculum Development Centre

Phone: 01-6630588

Fax: 01-6630797

Email: cdc@ntc.net.np

Website: moecdc.gov.np

Preface

Curriculum Development Centre (CDC) revises curricula and textbooks on a regular basis to make education relevant to changed context. Keeping to the tradition, the new Basic Level Curriculum (Grades 1-3) developed as an integrated form is based on the guiding principles of National Curriculum Framework 2019. To see their relevance and practicalities, both the curriculum and the book of Grade 1 were piloted in over 100 schools across the country in the academic year 2076 BS. The curriculum has been updated on the basis of the feedback obtained from different stakeholders. Likewise, this book has also been revised on the basis of the updated version of the integrated curriculum and as well as the feedback obtained from the piloting.

The book is organized under eleven multidisciplinary themes and incorporates the competencies and the language functions outlined in the curriculum. Due to this, it is expected to help in integrated teaching and learning process. This book can be used as a textbook as well as a workbook.

This book was initially developed by Prof. Dr. Laxman Gnawali, Mr. Ramesh Prasad Ghimire, Mr. Ramesh Dhakal and Mr. Uddhav Bhattarai. Based on the feedback received from piloting, it was revised and edited by a team of experts comprising Mr. Nim Prakash Singh Rathour, Mr. Nabin Kumar Khadka and Mr. Shankar Adhikari. Various people have contributed to bring this book in this form, notably; Dr. Lekha Nath Poudel, Mr. Tukaraj Adhikari, Prof. Dr. Bal Mukunda Bhandari, Dr. Gangaram Gautam, Dr. Gopal Prasad Pandey, Mr. Purna Bahadur Lamichhane, Mr. Gangadhar Hada, Mr. Mahendra Kumar Shrestha, Ms. Rani Jha and Mr. Kedar Bahadur Tamang. The illustration of the book was done by Mr. Ujwal Tamang and Mr. Sonam Tamang and the layout design by Mr. Khados Sunuwar and Mr. Bhakta Bahadur Karki. The Centre would like to extend its sincere thanks to all the people who have contributed for the development of this book.

An attempt has been made to make this book accessible and learner friendly. In order to make its effective use, the teacher needs to be a facilitator in the classroom. The Centre believes that it will also work as a self-access learning resource for the students.

The Centre always welcomes constructive feedback for bringing improvements in its materials.

Table of Contents

Theme and Lesson	Page
Me and My Family	1-30
Lesson 1 – 14	1-28
Assessment 1	29
Alphabet	31-148
Lesson 15 – 25 (Aa - Ee)	31-52
Lesson 26 – 36 (Ff - Jj)	53-74
Lesson 37 – 47 (Kk - Oo)	75-96
Lesson 48 – 58 (Pp - Tt)	97-118
Lesson 59 – 71 (Uu - Zz)	119-144
Lesson 72 (Revision: Aa - Zz)	145
Assessment 2	147
Me and My Family	149-152
Lesson 73 : Head and Shoulders	149
Lesson 74 : I See with My Eyes	151
My Daily Life	153-164
Lesson 75 : Brush Your Teeth	153
Lesson 76 : I Can Jump	155
Lesson 77 : I'm Happy	157
Lesson 78 : It's Seven O'clock	159
Lesson 79 : Seven Days	161
Assessment 3	163
My School	165-176
Lesson 80 : Come Here	165
Lesson 81 : May I...?	167

Lesson 82 : I'm Pawan	169
Lesson 83 : Things in the Classroom	171
Lesson 84 : Let's Play	173
Assessment 4	175
Our Environment	177-186
Lesson 85 : On the Table	177
Lesson 86 : The Rainbow	179
Lesson 87 : Red Rose	181
Lesson 88 : This is a Bag	183
Assessment 5	185
My Belongings	187-196
Lesson 89 : In the Bag	187
Lesson 90 : Under the Table	189
Lesson 91 : Things at Home	191
Lesson 92 : Where Are My Socks?	193
Assessment 6	195
Our Culture	197-202
Lesson 93 : Dashain	197
Lesson 94 : Birthday	199
Assessment 7	201
Communication Technology and Market	203-210
Lesson 95 : Ramu is a Farmer	203
Lesson 96 : Rice and Curry	205
Lesson 97 : Vehicles	207
Assessment 8	209

Fruits and Vegetables	211-218
Lesson 98 : Fruits	211
Lesson 99 : A/An	213
Lesson 100 : Vegetables	215
Assessment 9	217
Hobbies and Interests	219-224
Lesson 101 : I Like Fruits	219
Lesson 102 : I Don't Like Leaves	221
Assessment 10	223
Birds and Animals	225-238
Lesson 103 : The Tiger	225
Lesson 104 : The Cock	227
Lesson 105 : Birds in the Tree	229
Lesson 106 : On/In/Under	231
Lesson 107 : Big and Small	233
Lesson 108 : My Pet	235
Assessment 11	237
Wordlist	239
Learning Progression Chart	243

Me and My Family

Lesson 1

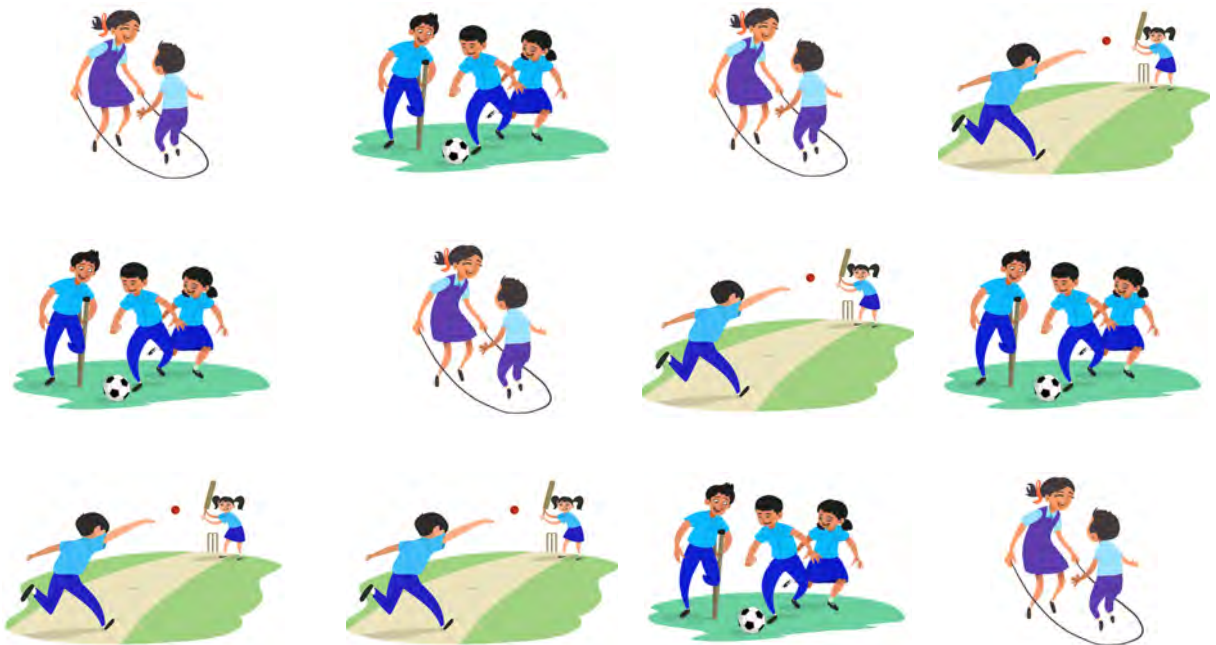


Listen and say.

Date:




Point (to the same pictures in each row).





Colour.



Listen and sing.

Johnny Johnny !
Yes, Papa.
Eating sugar?
No, Papa.
Telling a lie?
No, Papa.
Open your mouth.
Ha ha ha!






Listen and practise.




Point (to the same pictures in each row).





Colour.



Colour (the way).






Listen and say.




Point (to the same pictures in each row).





Colour.



Colour (the way).







Listen and act.



Bye bye.
Goodbye.
Bye bye.
Goodbye.
I can clap my hands.
Bye bye.
Good bye.



Point (to the same pictures in each row).





Colour.



Listen and sing.

Hello, Maya!
How are you?
Fine, thanks.
What about you?



Lesson 5


Date:



Say.




Point (to the same pictures in each row).





Colour.



Colour (the way).






Say.



Colour (the same picture in each row).





Trace and colour.



Trace (the way).





Listen and act.

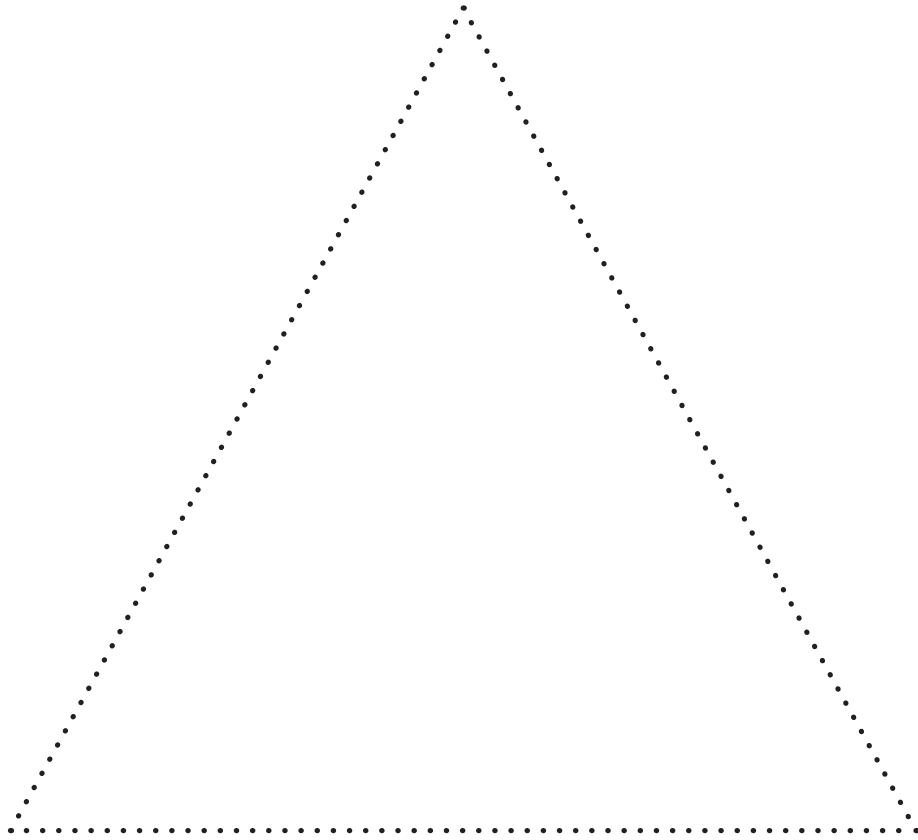


Colour (the same picture in each row).






Trace and colour.



Listen and sing.

Two big apples
Under a tree.
One is for you
And one is for me.





Listen and say.

He is my father.
She is my mother.
He is my brother.
She is my sister.
I love them all.




Colour (the same picture in each row).





Trace and colour.



Trace (the way).



Lesson 9

Date:



Listen and say.



father



mother



brother



sister

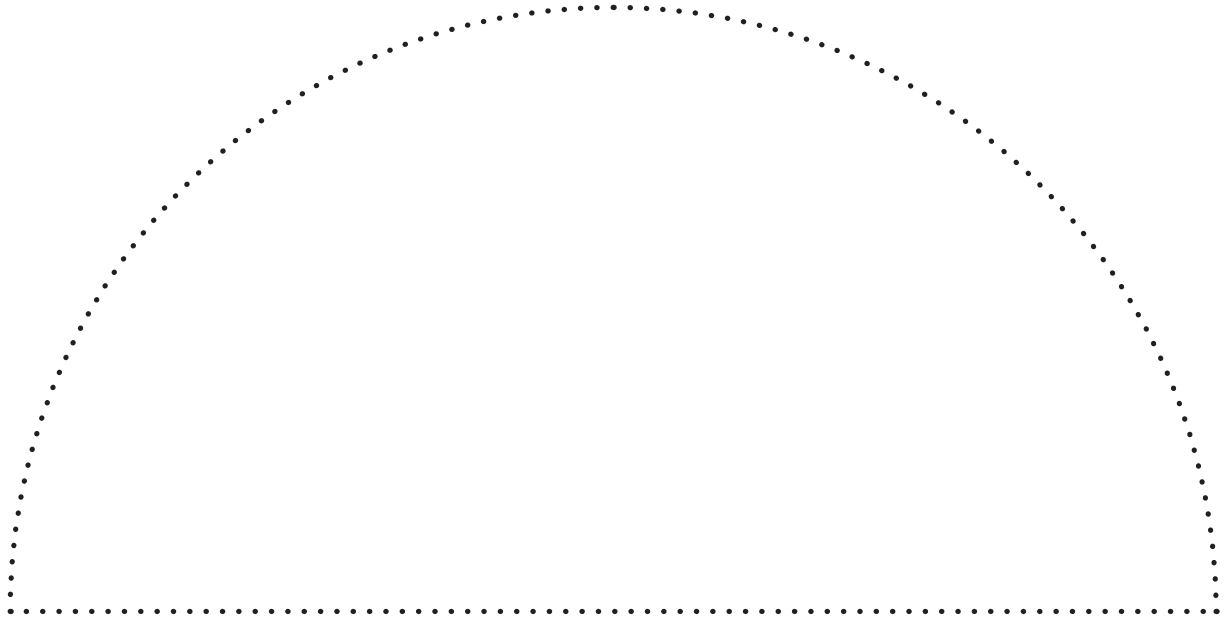


Colour (the same picture in each row).





Trace and colour.



Trace (the way).





Listen and say.

He is my uncle.
She is my aunt.
He is my nephew.
She is my niece.
I love them all.



uncle



aunt






nephew



niece

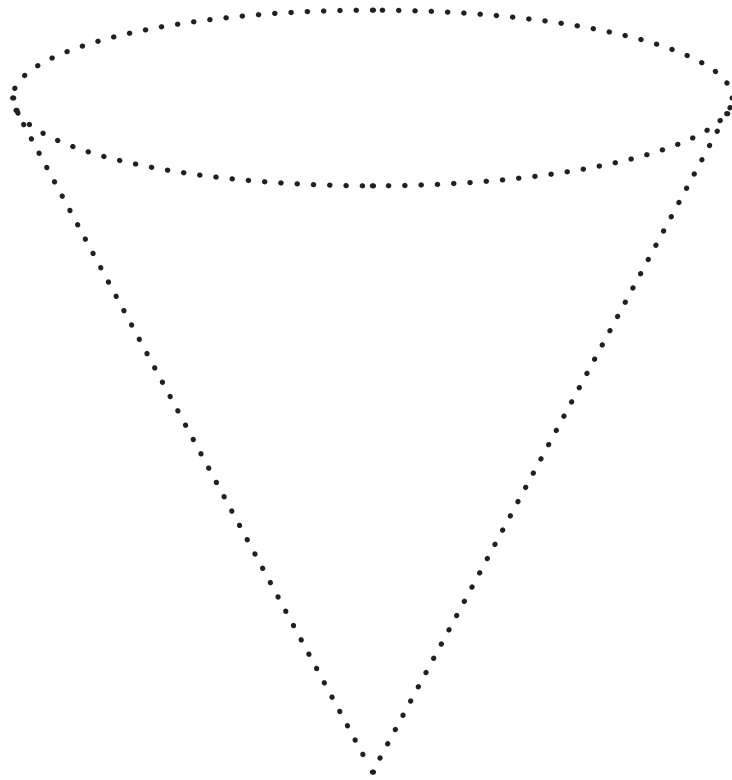


Colour (the same picture in each row).






Trace and colour.



Trace (the way).





Listen and say.

He is my grandfather.
 She is my grandmother.
 He is my uncle.
 She is my aunt.
 I love them all.



grandfather



grandmother




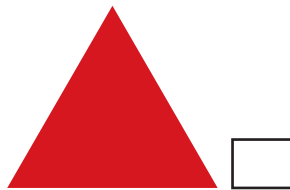

uncle



aunt

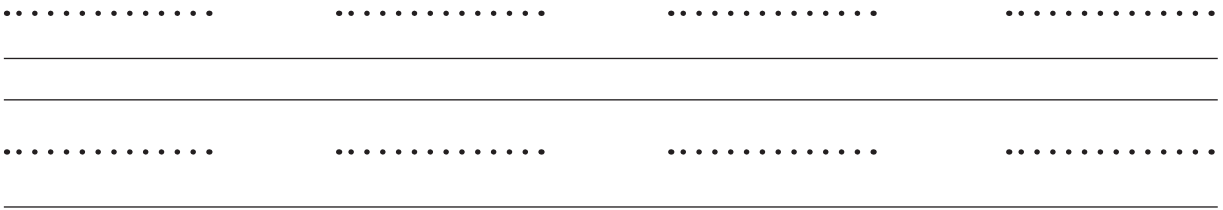
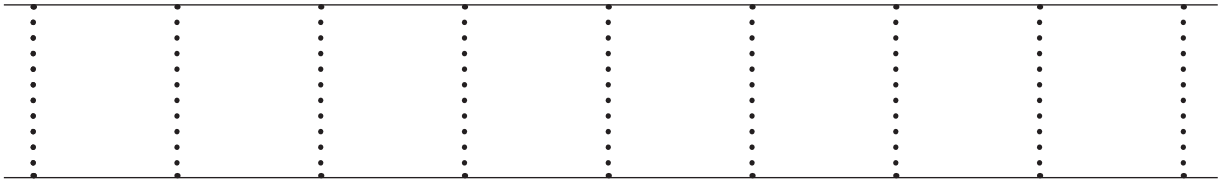
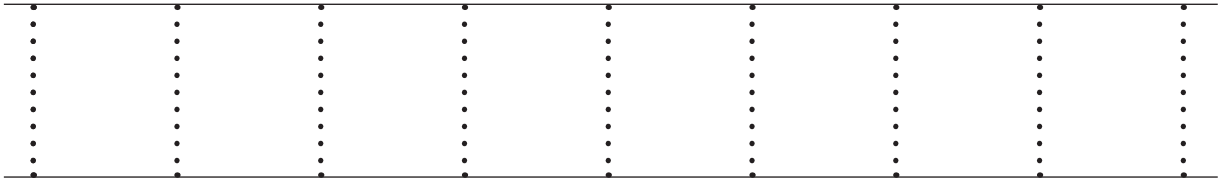


Tick (the same picture in each row).








Join (the dots).



Draw (the lines).





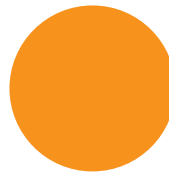
Listen and act.

Cow says moo moo
 Goat says maa maa
 Dog says bow wow
 Cat says meow meow
 All animals say hello.



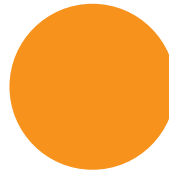
Tick (the same picture in each row).






















Join (the dots).

Four rows of handwriting practice lines. Each row contains eight dotted lines for tracing. The first two rows feature upward-sloping lines, and the last two rows feature downward-sloping lines.




Draw (the lines).

Four rows of handwriting practice lines. Each row contains a solid line for tracing, followed by blank space for independent drawing. The lines are upward-sloping in the first two rows and downward-sloping in the last two rows.



Listen and act.



Tick (the same picture in each row).





Join (the dots).

Handwriting practice section for joining dots. It consists of four rows of horizontal lines. Each row contains six dotted semi-circles. The first two rows have semi-circles opening to the left, and the last two rows have semi-circles opening to the right.



Draw (the lines).

Handwriting practice section for drawing lines. It consists of four rows of horizontal lines. Each row starts with a solid semi-circle on the left side, opening to the right, followed by blank space for the student to draw the rest of the semi-circle.



Listen and act.

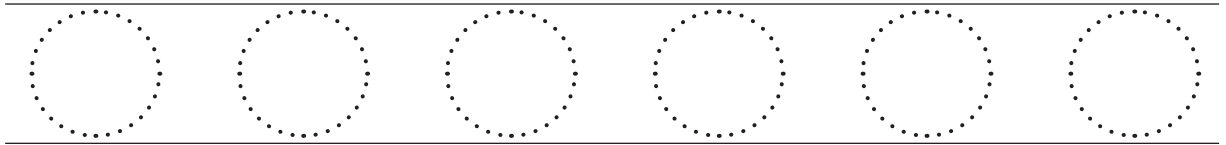
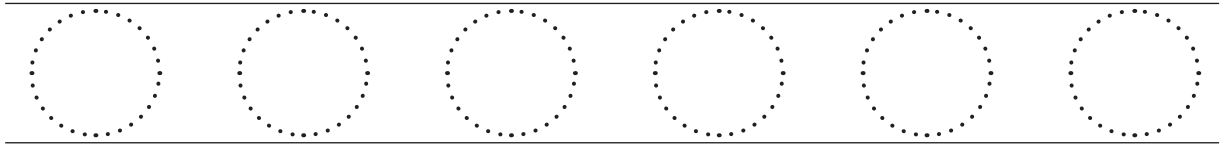


Tick (the same line in each row).



	—	□		□	/	□
—		□	/	□	—	□
/	/	□	—	□		□



Join (the dots).



Draw (the shapes).





Assessment 1

1. Listen and say after the teacher.

- a. Good morning.
- b. Good morning teacher.
- c. Hello!
- d. Bye!

2. Point (to the same pictures).



3. Listen and act.




Hi! I am Pinki.

Bye!



Hello!



4. Listen and sing.

Two big apples

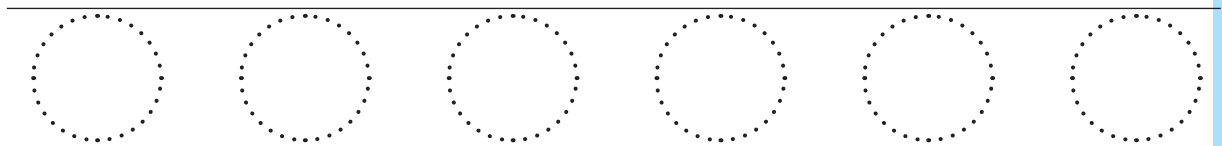
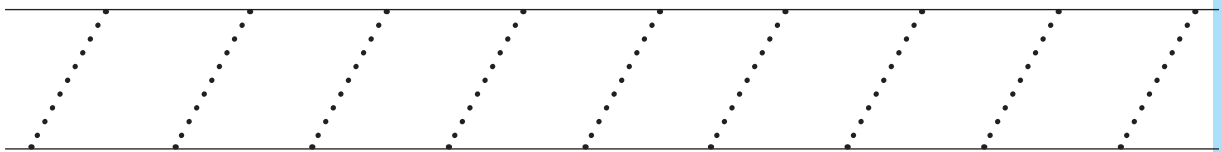
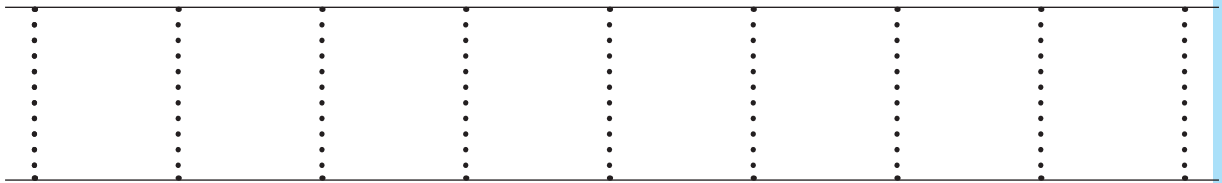
Under a tree.

One is for you

And one is for me.



5. Join (the dots).



Alphabet

Lesson 15

Aa

Date:



Listen and say.



father



mother



sister




Talk about the picture.



Listen and say.


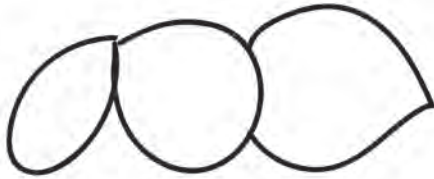




a















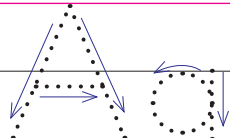
Colour.



Colour (the apples with letter **a**).



Write.



Aa



Read.

a

a

a

a

a



Say the words.

apple



Aa

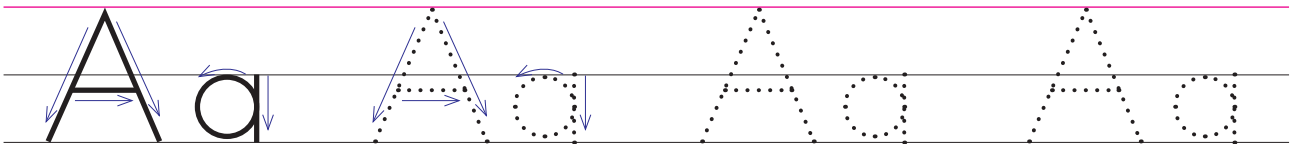
ant



aeroplane



Write.





Listen and sing.

Up in the apple tree
 High off the ground
 I see an apple
 Big and round.



Talk about the picture.

A



a



Circle



(the objects found in the picture above).



Copy.




Bb



Name the pictures.



Talk about the picture.



Listen and say.





b





Colour.

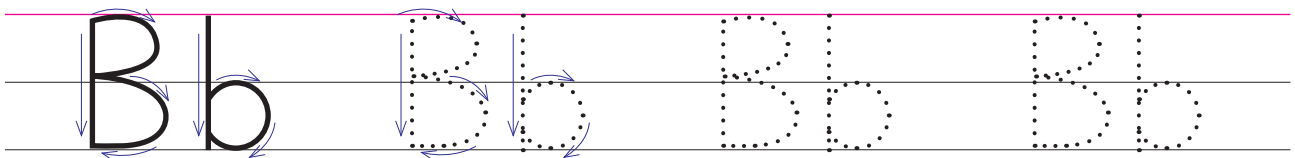


Listen and sing.

Baa, baa, black sheep,
Have you any wool?
Yes sir, yes sir,
Three bags full.
One for the master,
And one for the dame,
And one for the little boy,
Who lives down the lane.



Write.



Bb



Read.

b

a

b

a

b



Say the words.

ball



Bb

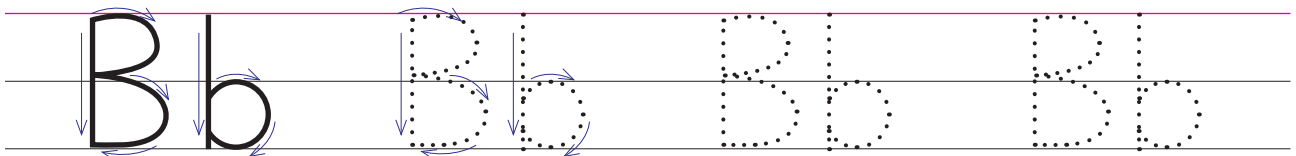
book



banana



Write.





Talk about the picture.



Circle



(the objects found in the picture above).



Copy.

B b

A a

Cc



Name the pictures.



Talk about the picture.



Listen and say.



C






Colour.



c cat



Match (the pictures with the letters).



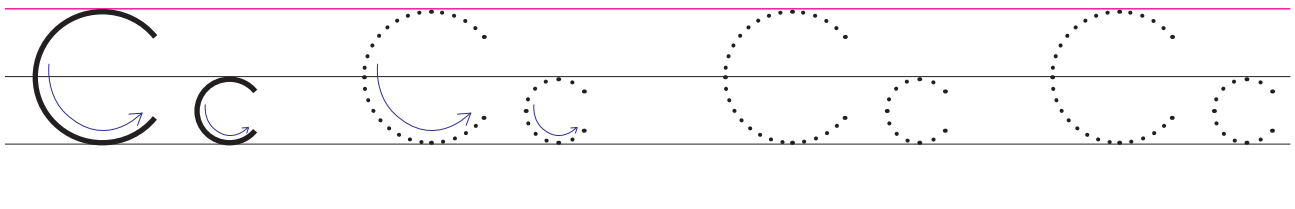
Aa

Bb

Cc



Write.



Cc



Read.

b

c

a

b

c



Listen and sing.

C is for cat k k cat.

C is for cap k k cap.

C is for cup k k cup.



Say the words.

cup



Cc

cap



cat



Write.

Handwriting practice lines for the letter Cc. The first line shows a solid uppercase C and lowercase c with blue arrows indicating the stroke direction. The second line shows dotted uppercase C and lowercase c with blue arrows for tracing. The third line shows dotted uppercase C and lowercase c for independent practice.



Talk about the picture.



Circle (the objects found in the picture above).



Copy.

C c

B b

A a


Dd



Name the pictures.



Talk about the picture.



Listen and say.





d





Colour.



Listen and sing.

D is for dog d d dog.
D is for door d d door.
D is for duck d d duck.
D is for doll d d doll.

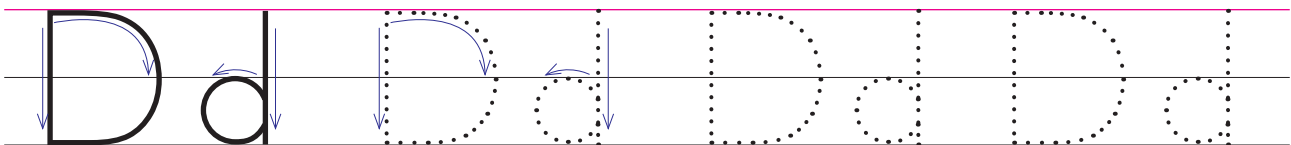


Colour the boxes having 'd' or 'D'.

a	B	C	d	e
e	D	B	c	a
d	C	E	c	b
c	A	D	b	c



Write.



Dd



Read.

d

a

c

b

d



Say the words.

dog



Dd


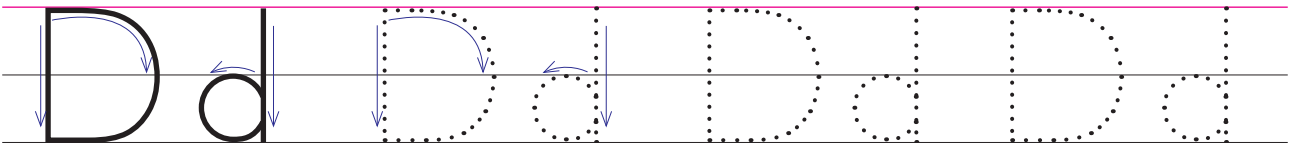
doll



door




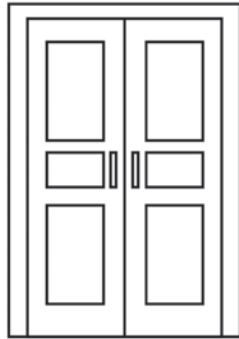
Write.







Colour (the picture that begins with the letter **d**).


1. door and
key



2. donkey and
monkey



3. dog and
cat



Copy.

Bb

Cc

Aa

Dd


Ee



Name the pictures.




Talk about the picture.



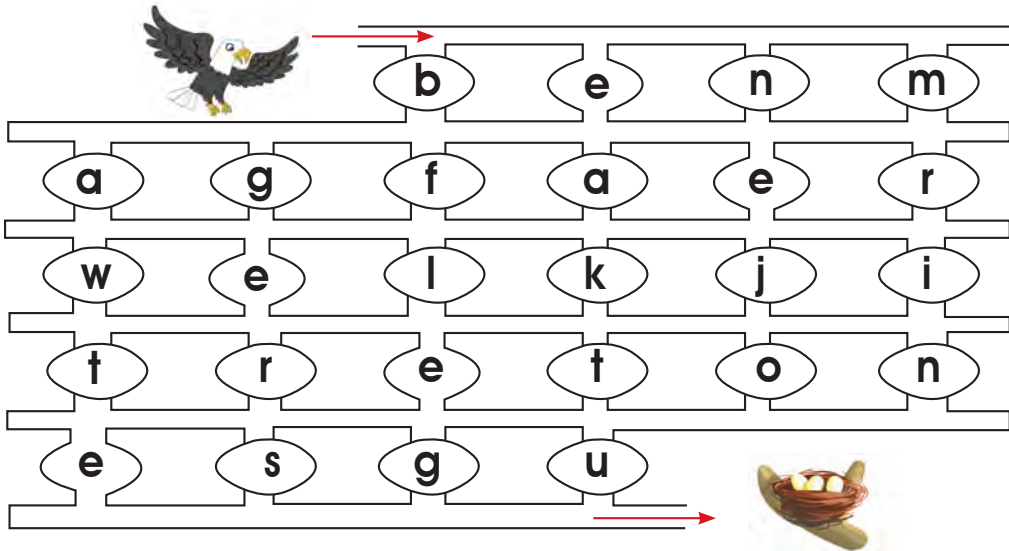
Listen and say.




 Colour.



 Find and trace (the way).



 Write.



Ee



Read.

e

a

d


b

c



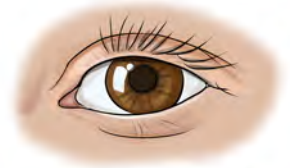
Say the words.

elephant



Ee

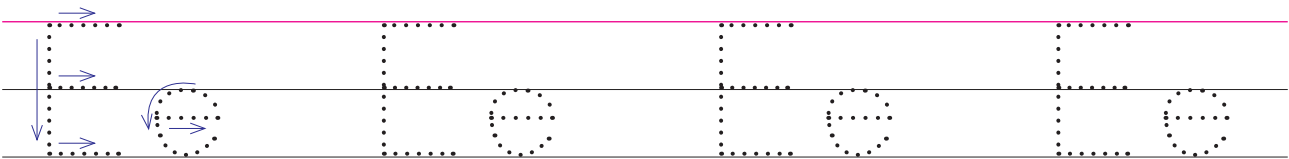
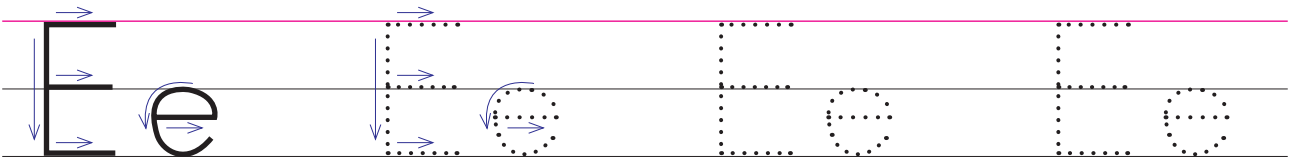
eye



ear

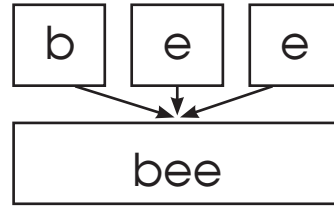
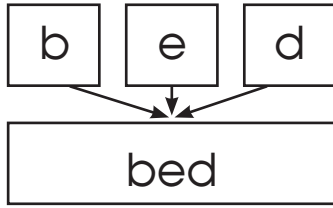


Write.






Read.



Colour (the picture that starts with e).



Copy.

E e B b

D d C c

Aa-Ee



Say the words.



apple



ant



arm



ball



bag



book



cat



cap



car



dog



duck



doll



egg



eye



ear



Write.



.....pple



.....all



.....at



.....og



.....gg



Read and match.



book

bag

cap

bee

bed

cat

ball

bread

cab



Write correct words.



bde

.....



ebe

.....



cba

.....

Ff



Listen and say.

bed

bee

cab

dad



Talk about the picture.



Listen and say.

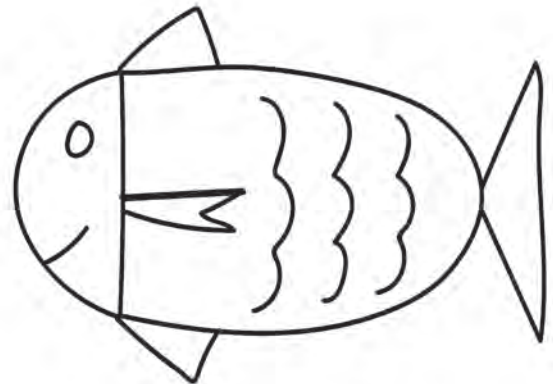
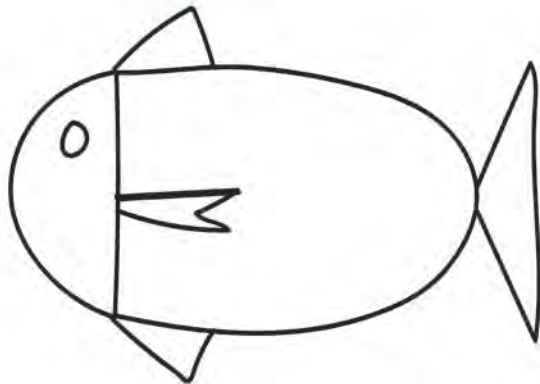
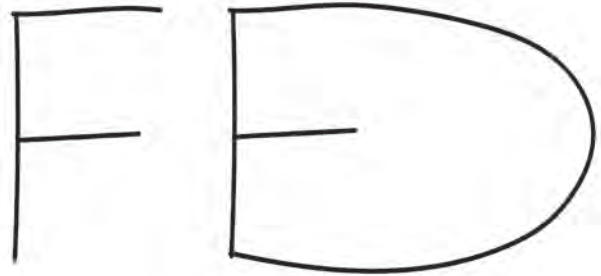



f





Colour.



Listen and sing.



Funny froggie, hop, hop, hop
Funny froggie, stop, stop, stop
Funny froggie, run and play
Funny froggie, don't run away!



Write.



Ff



Read.

f

d

e

b

c



Say the words.

flower



Ff


fish



flag










Write.

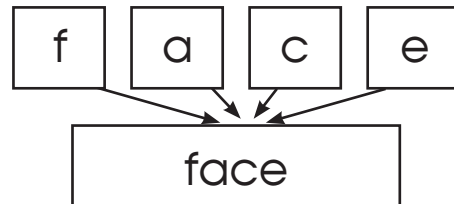
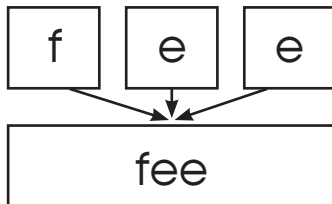




Colour (the picture that starts with **f**).



Read.



Copy.

F f E e

D d C c

Gg



Listen and say.

face

fee

bed

dad



Talk about the picture.



Listen and say.



g





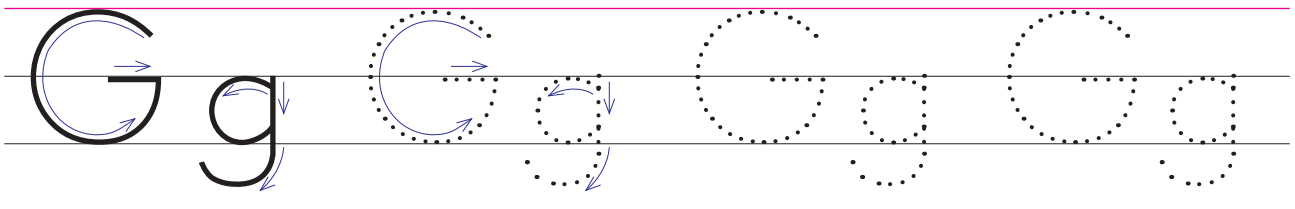
Colour.



Tick (the pictures that begin with the letter g).



Write.



Gg



Read.

g

d

f

e

c



Say the words.

glass



Gg

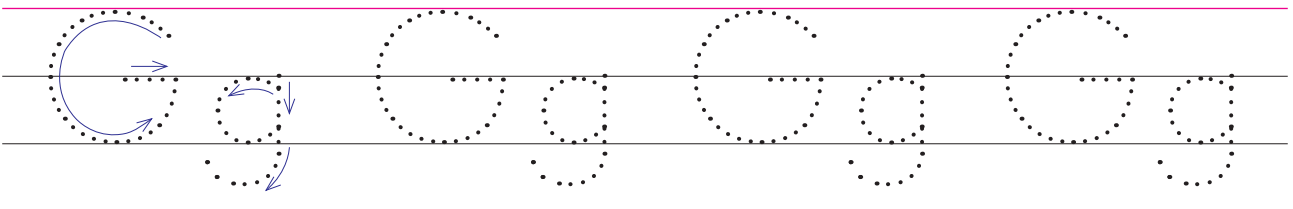
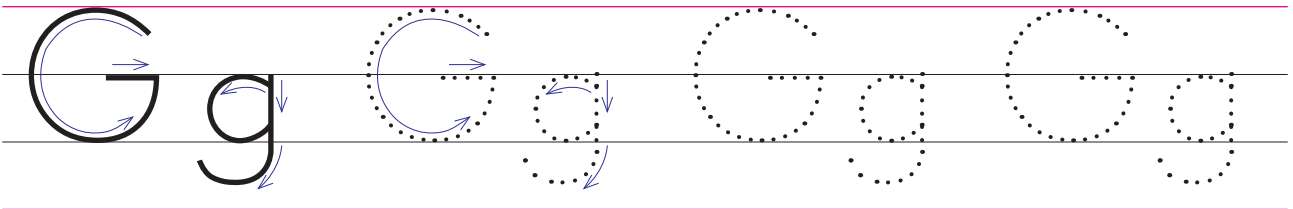
goat



grapes

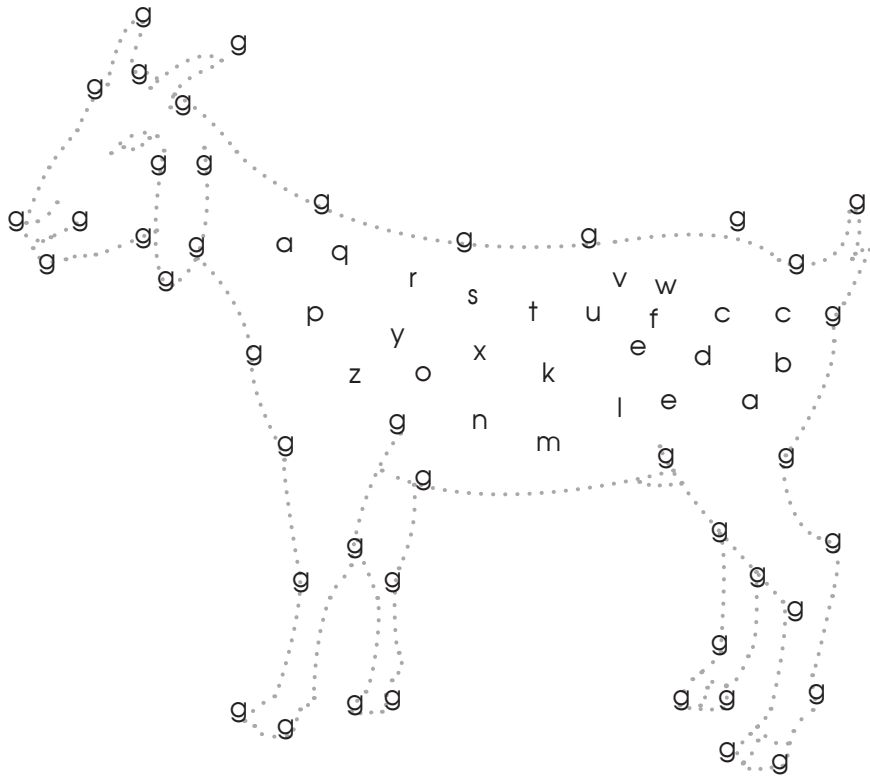


Write.

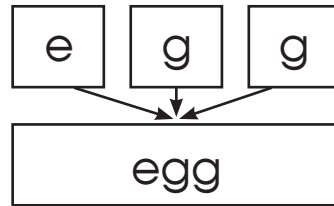
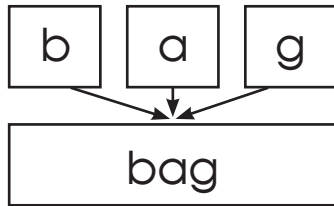




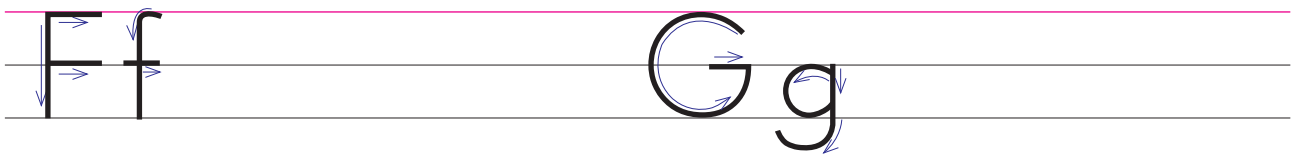
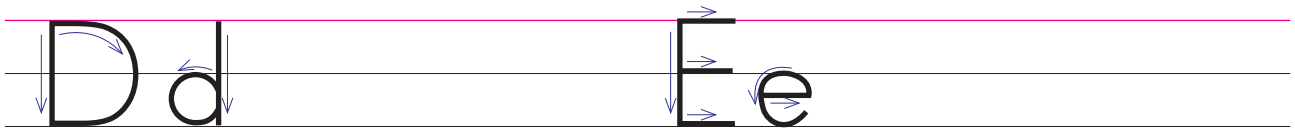
Colour g.



Read.



Copy.



Hh



Listen and say.

bag

egg

bed

bee



Talk about the picture.



Listen and say.






h





Colour.



Match (the letters).

D	a
B	c
A	d
C	b

E	f
G	h
F	e
H	g



Write.

Handwriting practice lines for the letter 'h'. The first row shows a solid 'H' and a solid 'h' with blue arrows indicating stroke direction: two vertical lines down, then a horizontal line across, and a curved line for the 'h'. The second row shows dotted 'H' and 'h' for tracing. The third row shows blank space for independent writing.

Hh



Read.

g

d

f

h

e



Say the words.

house



horse




hand



Hh



Write.



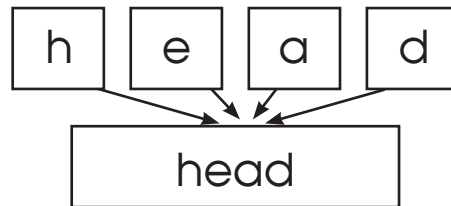
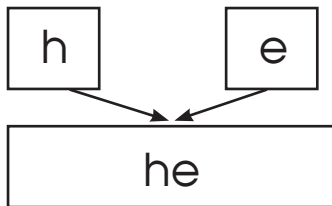


Colour (the box where there is letter **H** and **h**).

B	h	c	d	H	A
a	H	e	F	h	B
G	H	h	h	H	C
B	h	g	B	h	E
c	H	D	b	H	F



Read.



ghee



Copy.

Hh Gg

Ff Ee

I i



Listen and say.

head

he

ghee



Talk about the picture.



Listen and say.


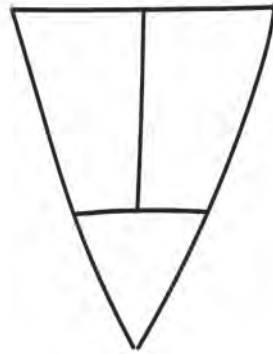


i


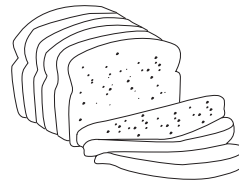
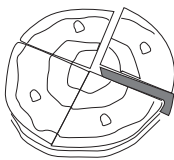
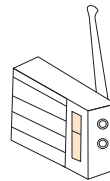
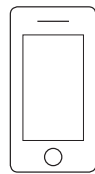
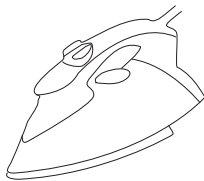





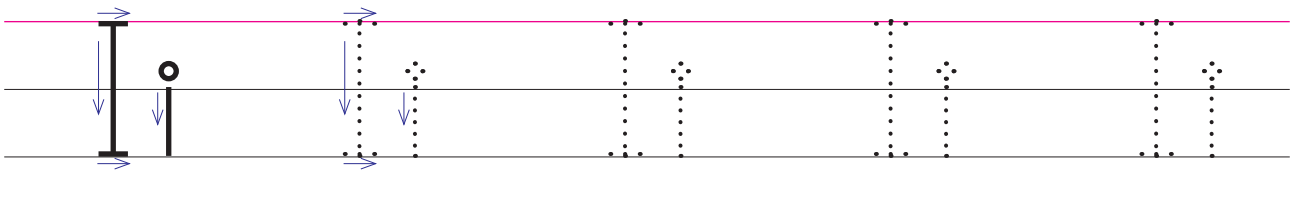
Colour.



Colour (the picture that starts with I or i).



Write.



I i



Read.

h

e

f

g

i



Say the words.

ice cream



I i

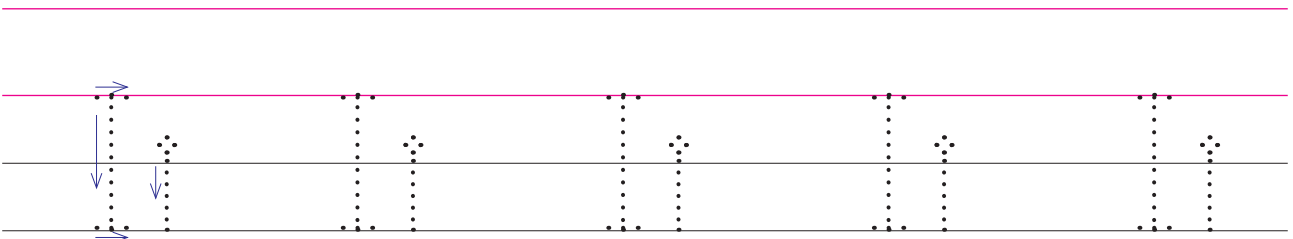
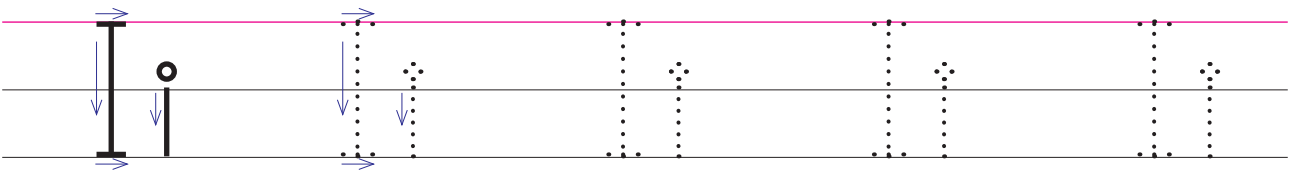
ink



iron

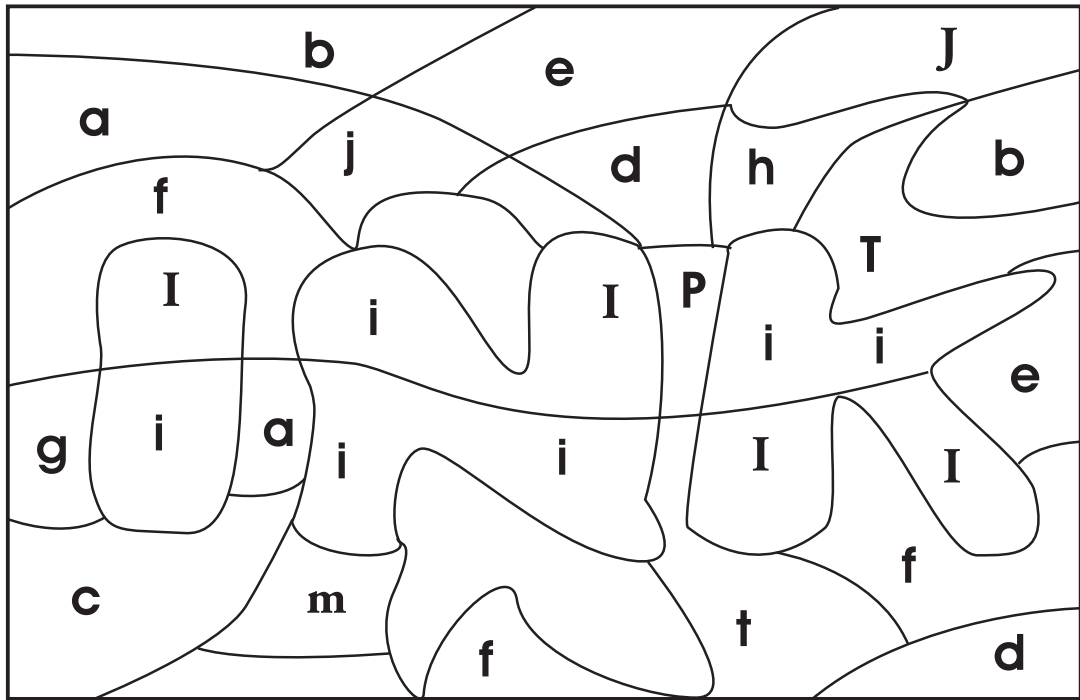


Write.

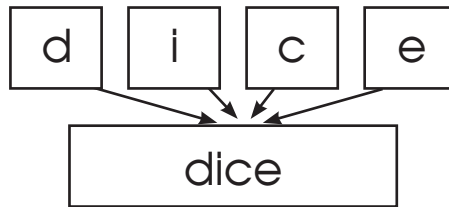
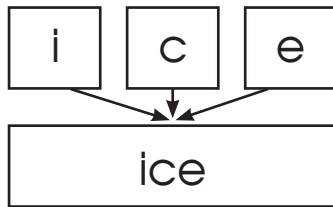




Colour I and i.



Read.



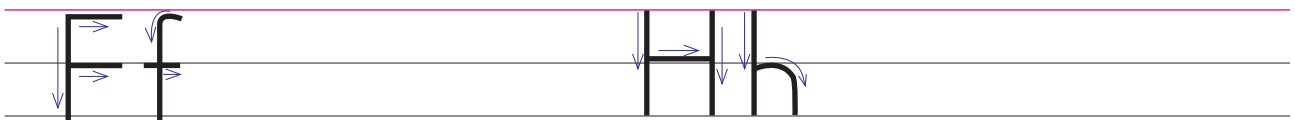
big

dig

child



Copy.



J j



Listen and say.

big

dig

ice

dice



Talk about the picture.



Listen and say.


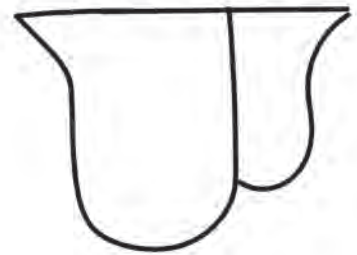



j





Colour.



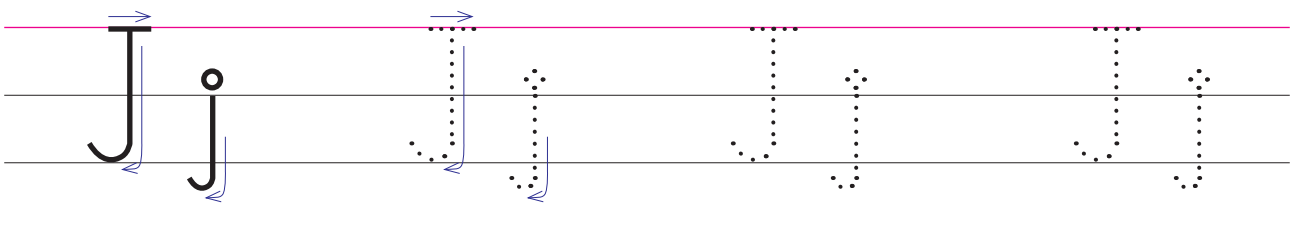
Listen and say.

Jay and Junu, Jaya and Junu,
 Jumped the rope, jumped the rope,
 Jumped all day.

Jaya and Junu, Jaya and Junu,
 Ate the jam, ate the jam,
 Ate all day.



Write.



J j



Read.

h

j

f

i

g



Say the words.

jug



J j

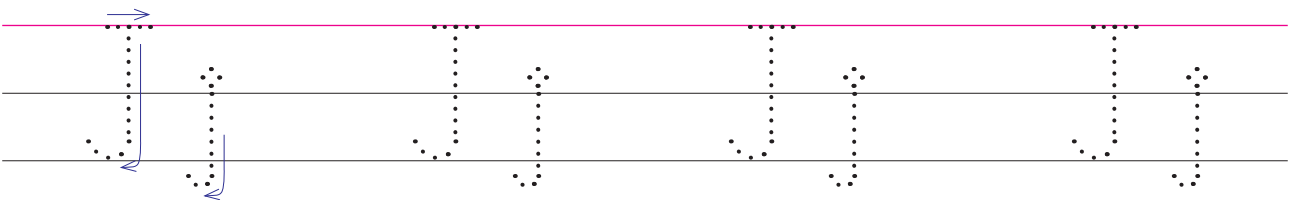
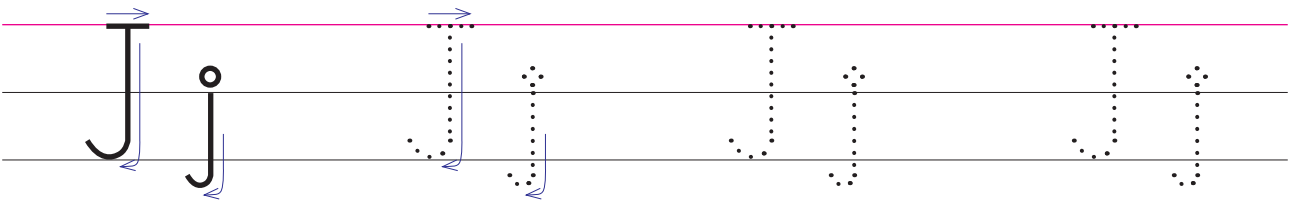
joker



jam



Write.

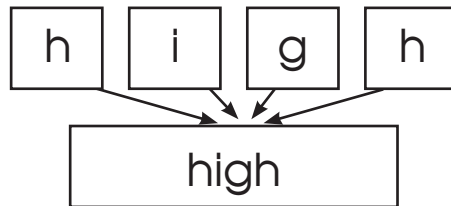
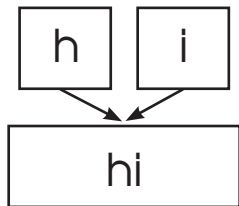




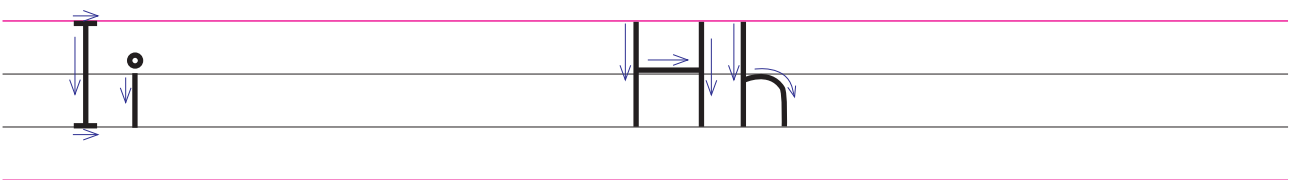
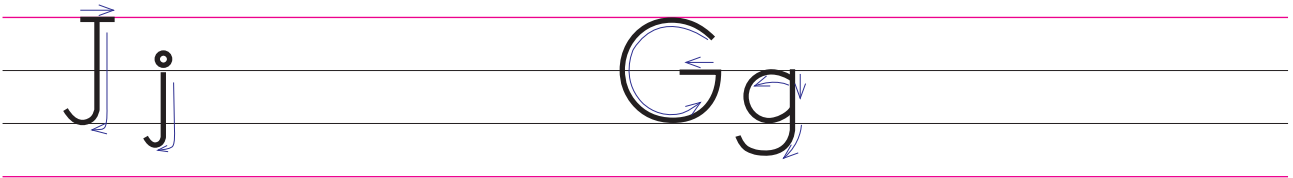
Match.



Read.



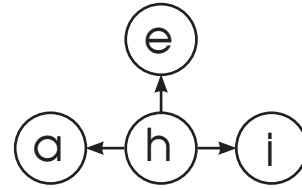
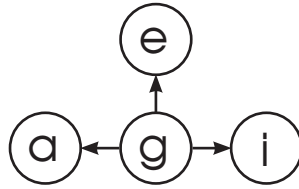
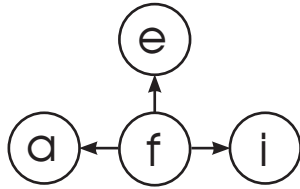
Copy.



Ff - Jj



Listen and say.



Write the first letter to make words.



.....nt



.....rm



.....all



.....ag



.....at



.....ap



.....og



.....oll



.....gg



.....ye



.....an



.....ox



.....lass



.....oat



.....at



.....en



.....ce



.....ron



.....ug



.....eep



Find and colour the boxes having **F, G, H, I** and **J**.



C	P	J	H	C
B	A	G	E	A
I	L	B	A	H
A	C	M	D	Z
V	B	E	F	G



Write.

fee

bag

head

ice

hi

high

Kk



Listen and say.

hi

high

ice

ghee



Talk about the picture.



Listen and say.



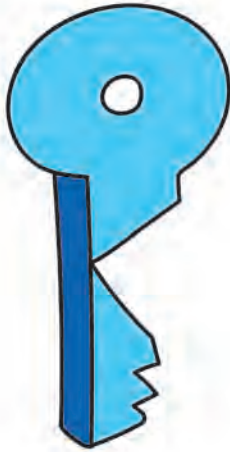


k





Colour.



Find (K and k) and colour the boxes.



a	k	k	k	K	k	k	K	A	C
b	d	L	o	p	r	s	K	F	G
c	d	D	q	a	k	k	K	e	f
e	j	m	s	t	k	i	h	g	u
g	a	b	d	c	k	j	x	w	v
k	k	k	k	k	k	a	b	y	r
k	r	s	m	n	z	x	w	v	m
k	w	v	u	t	y	a	b	t	u
k	k	k	k	k	k	k	k	k	k
c	d	e	o	n	m	y	x	w	z



Write.



Kk



Read.

g

j

h

k

i



Say the words.

kite



key




kettle



Kk

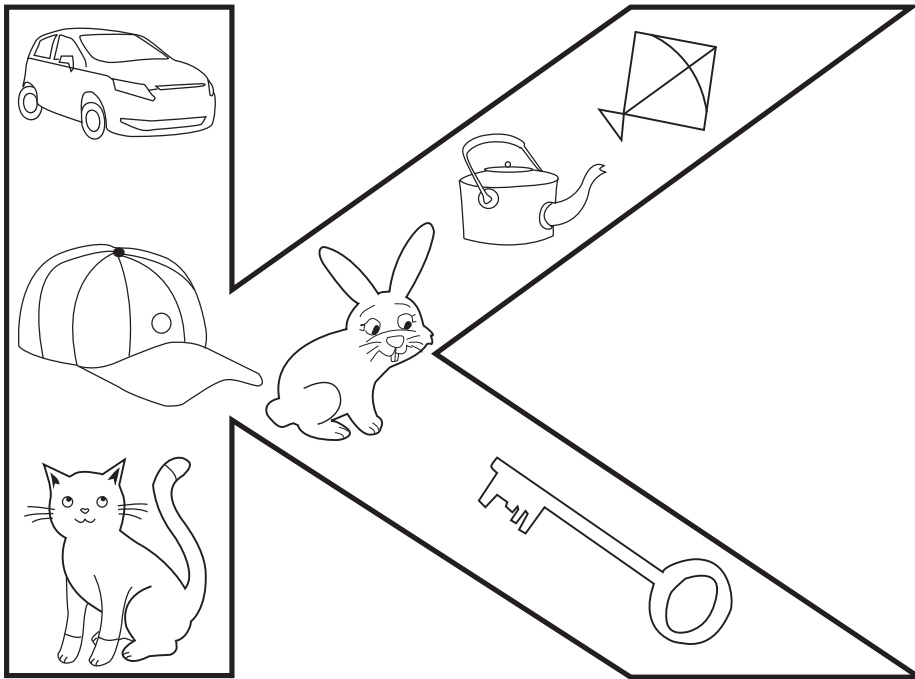


Write.

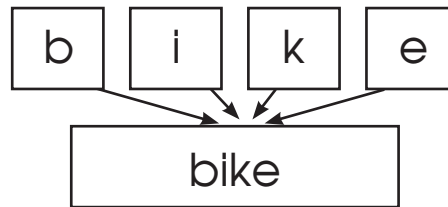
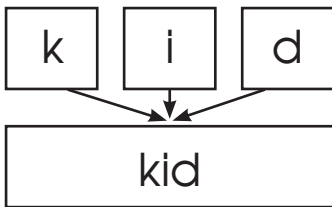




Colour (the pictures that begin with **k**).



Read.



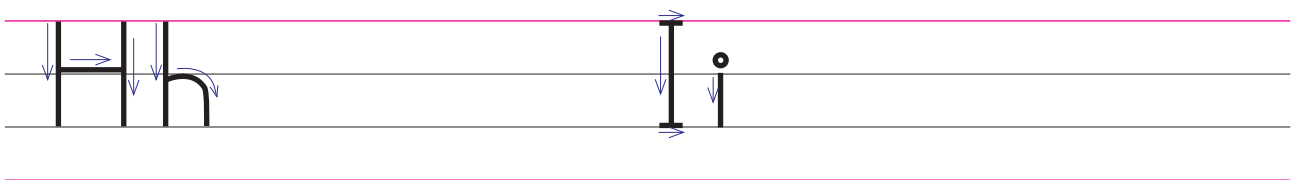
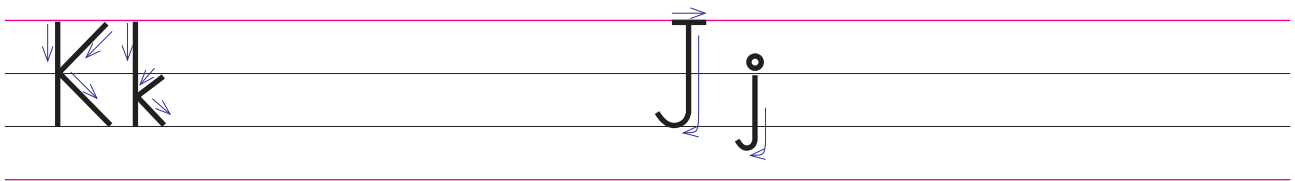
chick

jackal

back



Copy.



LI



Listen and say.

bike


kid

beak

jackal



Talk about the picture.


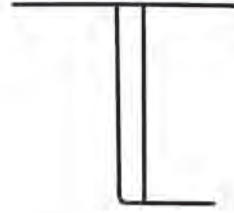



Listen and say.





Colour.



Colour the boxes: **L** red and **I** blue.

I	L	I	I	I
I	L	I	I	I
I	L	I	I	I
I	L	I	I	I
I	L	L	L	L



Write.



L I



Read.

l

j

i

k

h



Say the words.

lamp



L I


leaf



lion





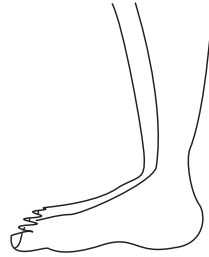




Write.

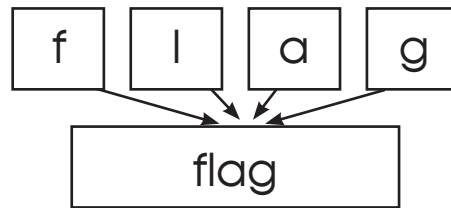
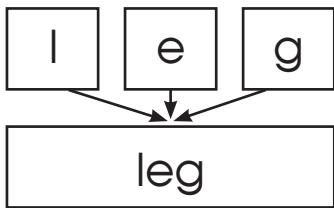




Colour (the pictures that begin with **l**).



Read.



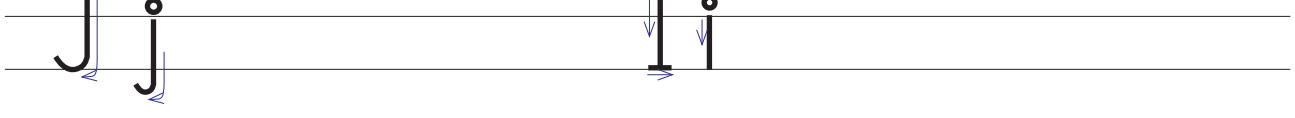
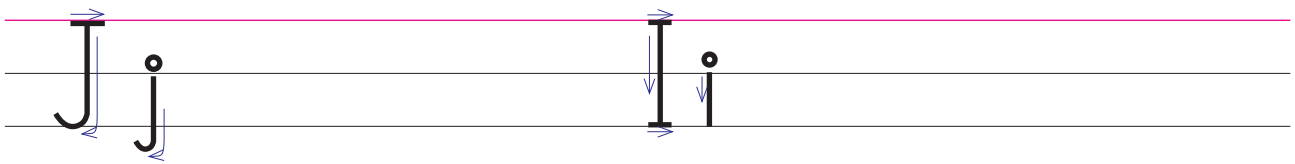
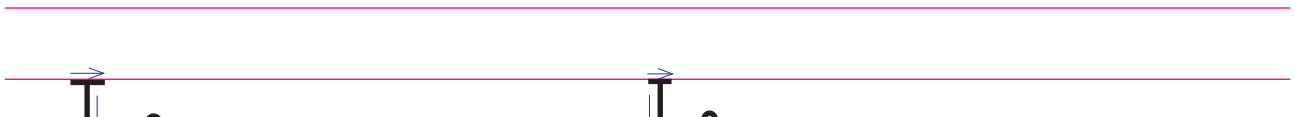
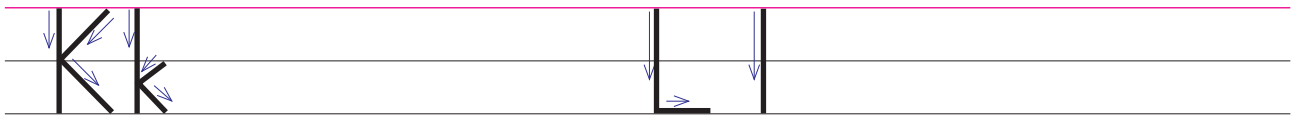
ball

hill

leaf



Copy.



Mm



Listen and say.

ball

flag

leg

leaf



Talk about the picture.



Listen and say.



m





Colour.



Listen and say.

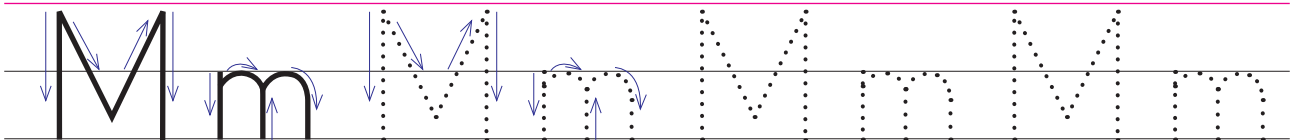
Monkey, monkey m - m- m

Monkey, monkey,
standing on the moon

Monkey, monkey,
come home soon.



Write.



Lesson 42

Mm



Read.

m

j

k

i

l



Say the words.

man



Mm

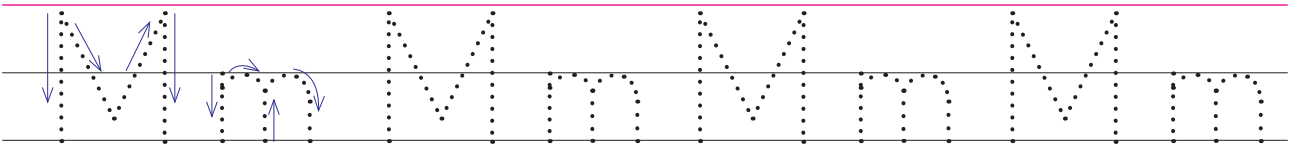
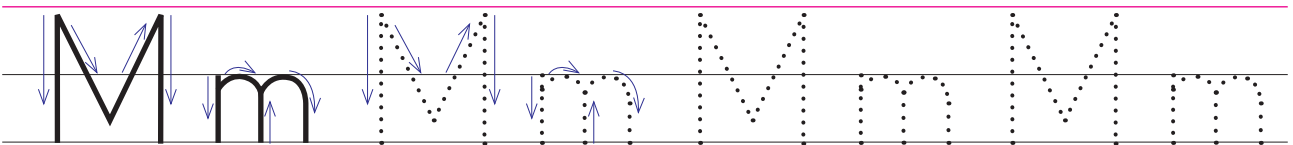
monkey



mango

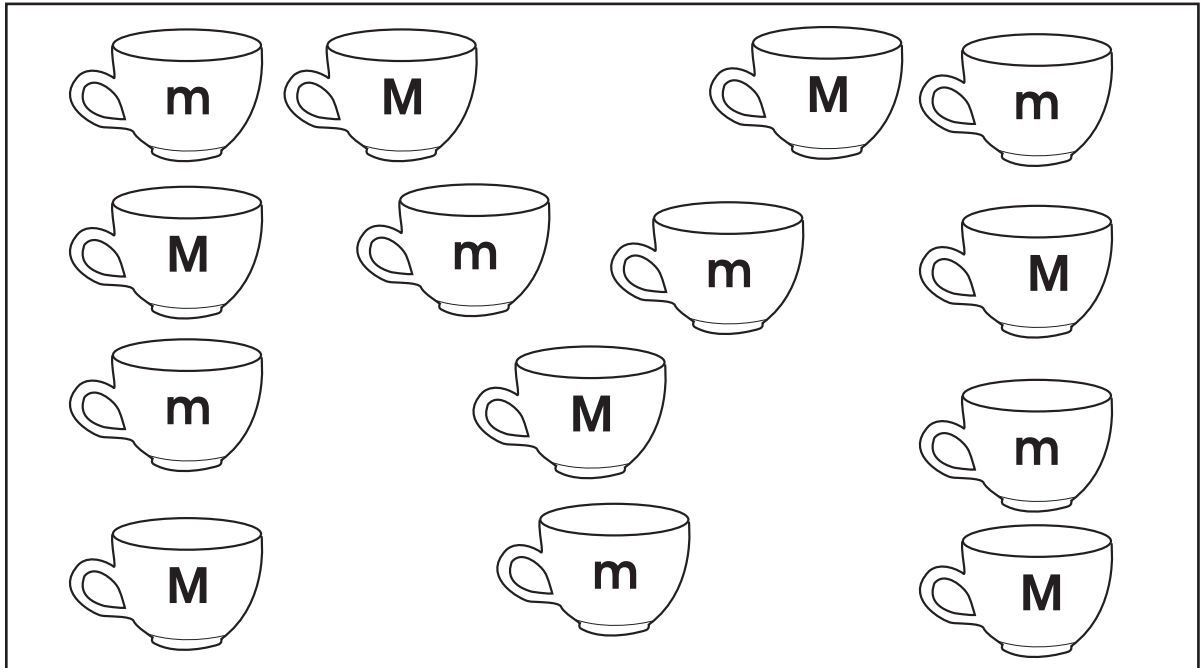


Write.

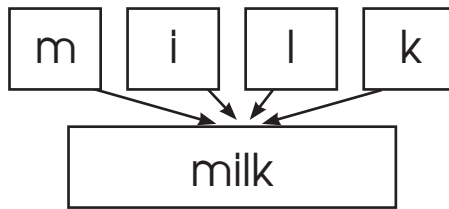
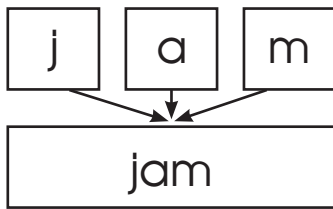




Colour (M with green and m with red).



Read.



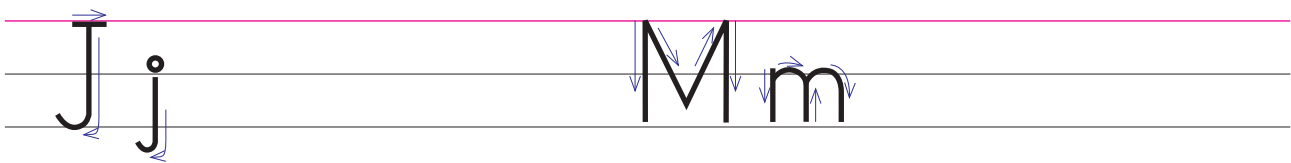
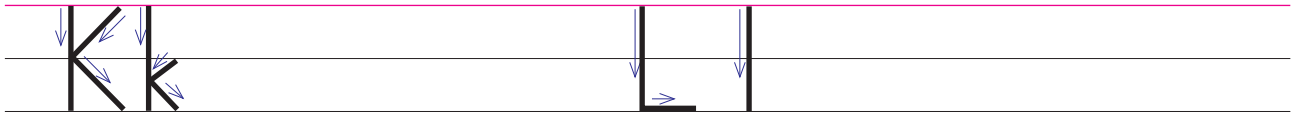
mill

me

make



Copy.



Nn



Listen and say.

milk

jam

mill

make



Talk about the picture.



Listen and say.



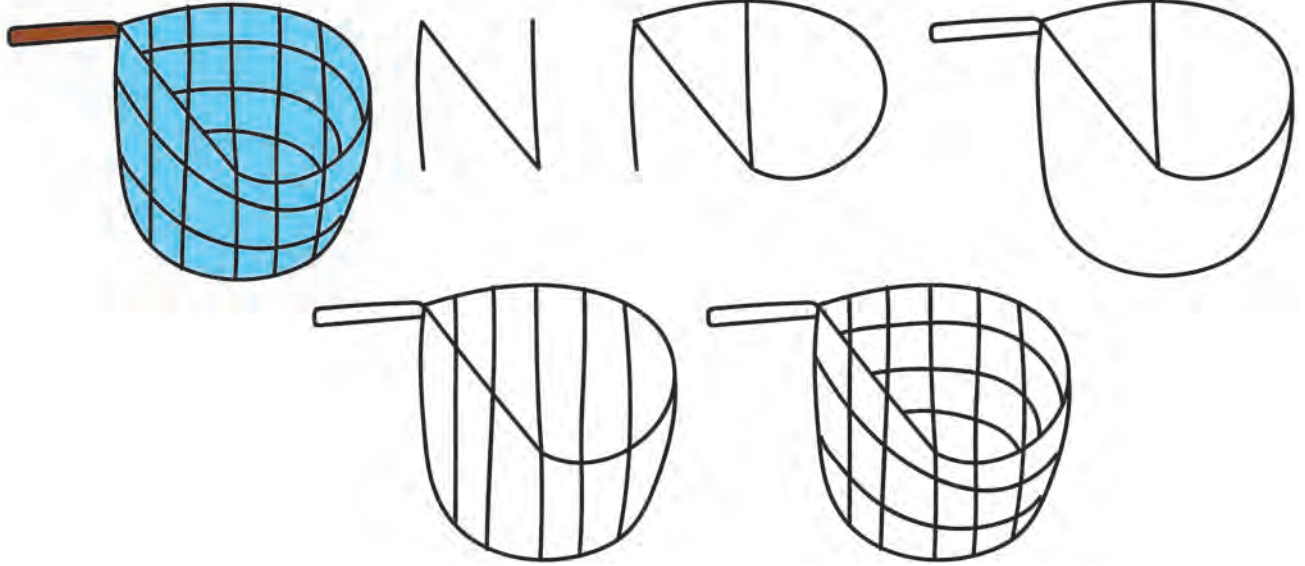
n



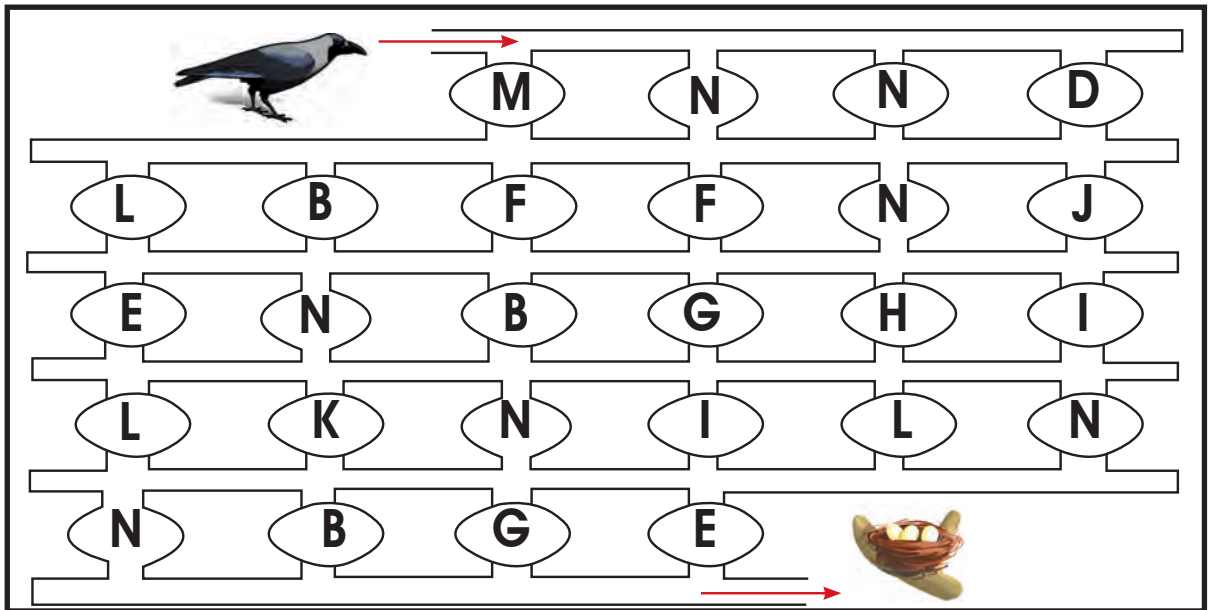
9



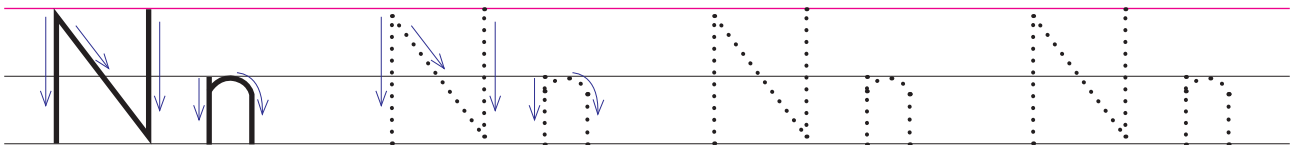
Colour.



Find and trace (the way).



Write.



Lesson 44

Nn



Read.

n

j

k

m

l



Say the words.

nose



Nn


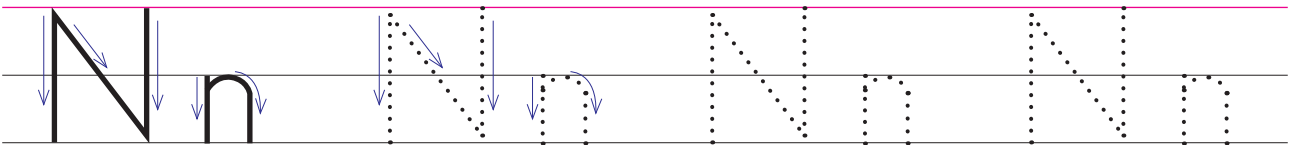
nest



nurse




Write.

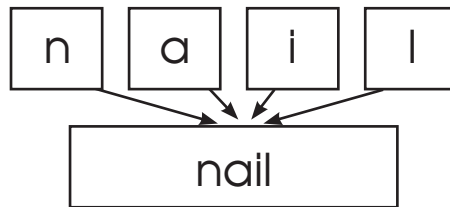
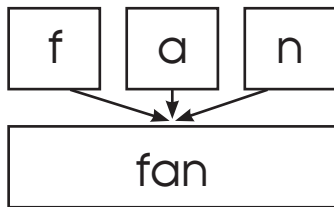




Colour (the picture that begins with **n**).



Read.



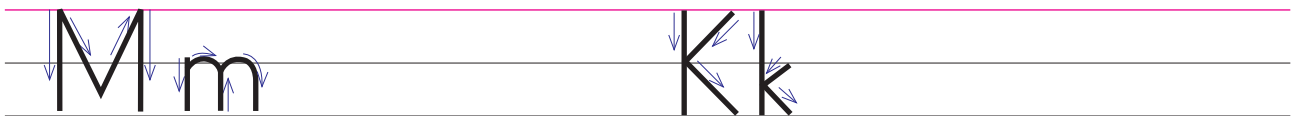
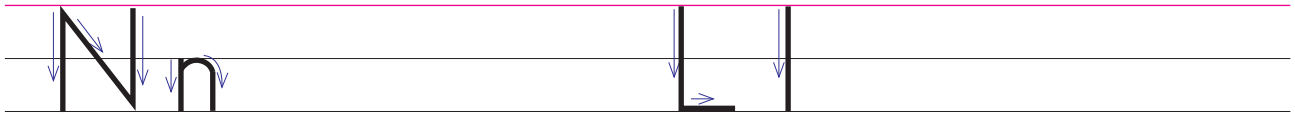
man

hen

hand



Copy.



Oo




Listen and say.


man fan hen hand



Talk about the picture.




Listen and say.





Colour.



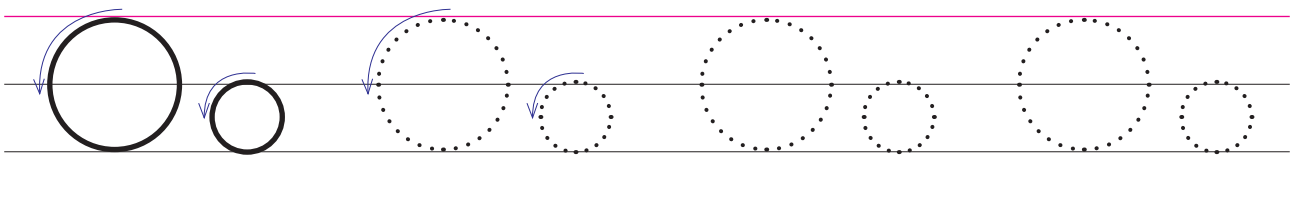
Listen and say.



Open, shut them,
Open, shut them,
Give a little clap.
Open, shut them,
Open, shut them,
Lay them in your lap.



Write.



Lesson 46

Oo



Read.

o

n

m


l

k



Say the words.

orange



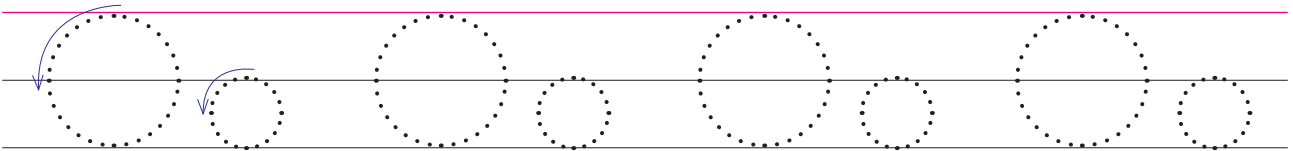
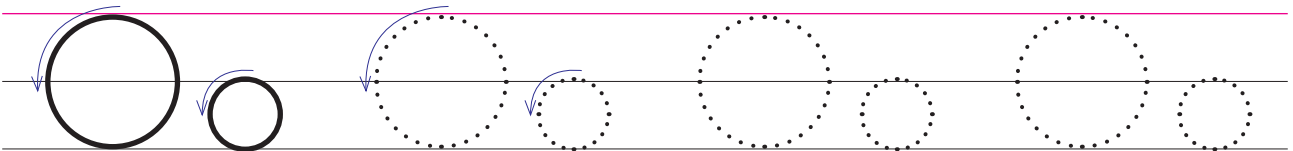
onion



owl

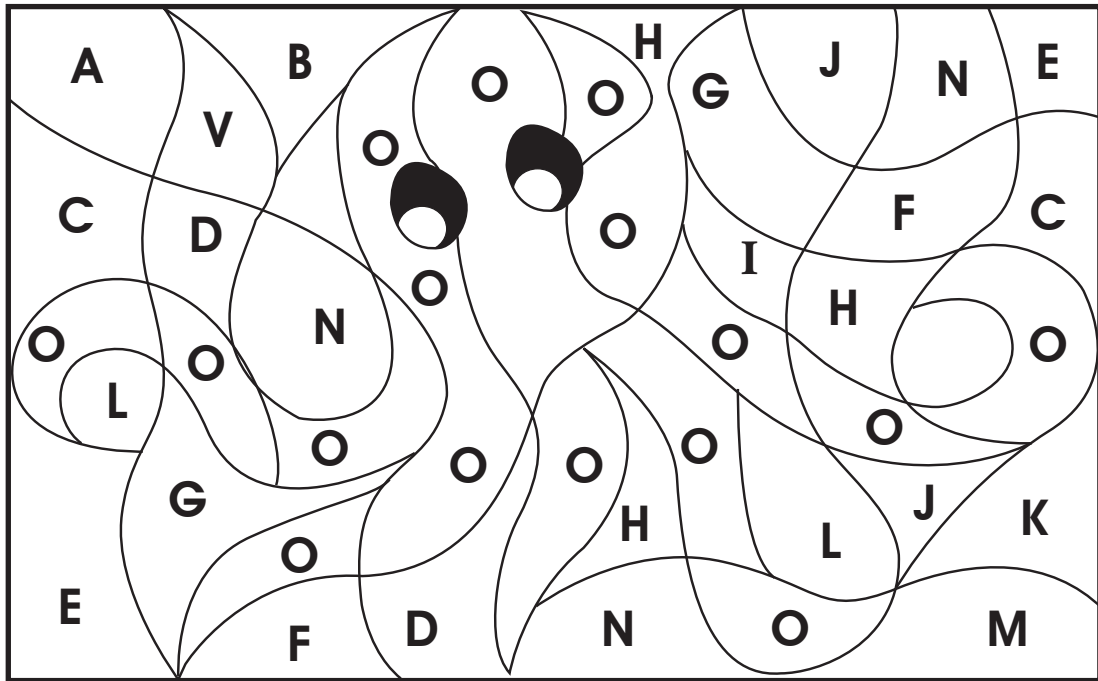


Write.

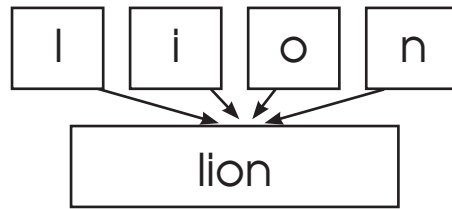
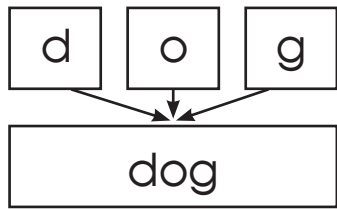




Colour letter O.



Read.



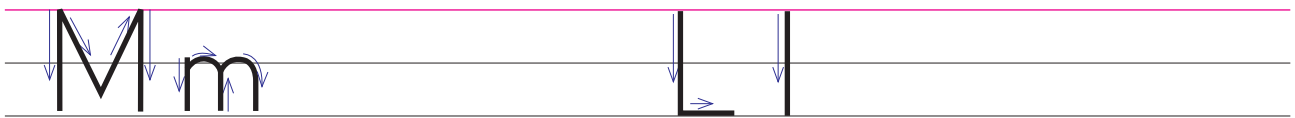
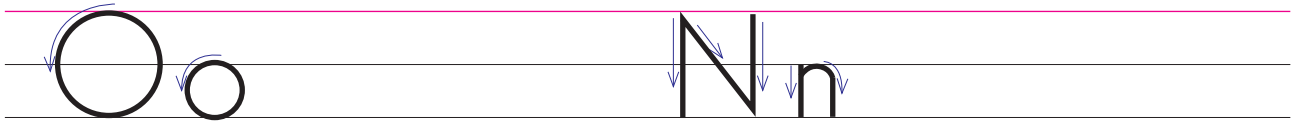
god

doll

book



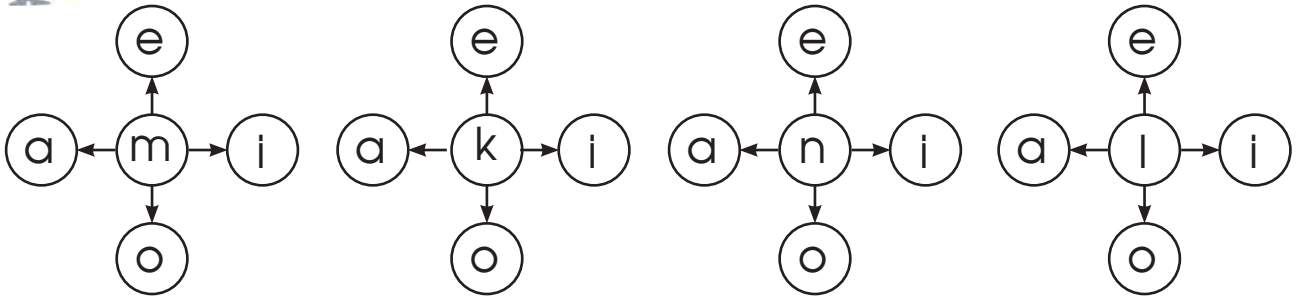
Copy.











Kk - Oo



Listen and say.



Match and write.

l		allball.....
j		lag
b		eg
f		am
m		an
d		en
h		og
f		oon



Find the words.

B	D	M	R	S	B	B	O
R	D	L	I	O	N	M	N
P	B	O	O	K	B	A	G
X	L	F	W	F	A	N	G
Y	O	D	Q	L	N	G	Y
P	B	E	A	Z	A	O	S
U	O	N	I	O	N	O	T
M	H	O	F	M	A	G	K



Write.

kid

leg

jam

fan

dog

book

Pp



Listen and say.

lion


book

doll

onion



Talk about the picture.



Listen and say.




p






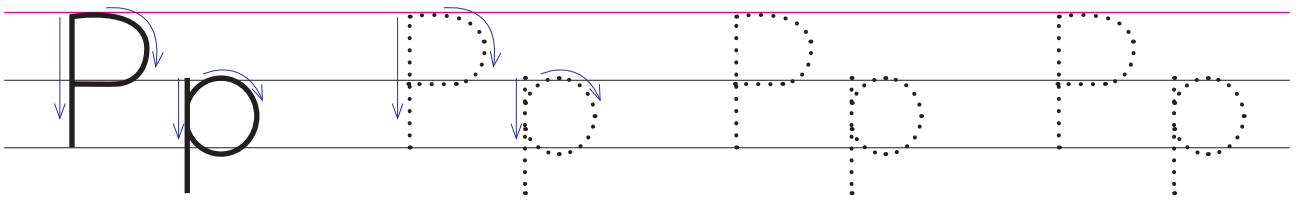
Colour.



Match.



Write.



Lesson 49

Pp



Read.

p

k

m

o

n



Say the words.

pen



Pp

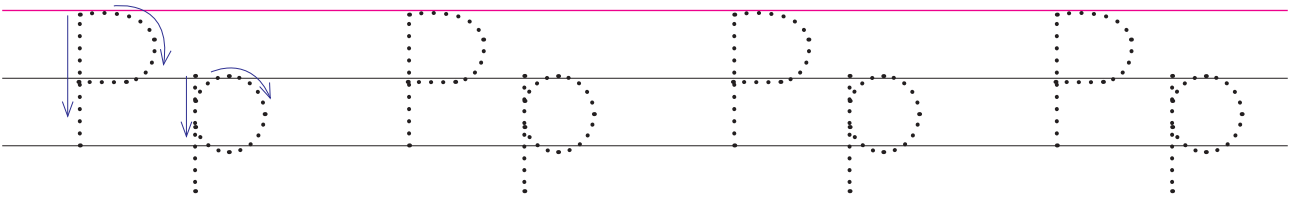
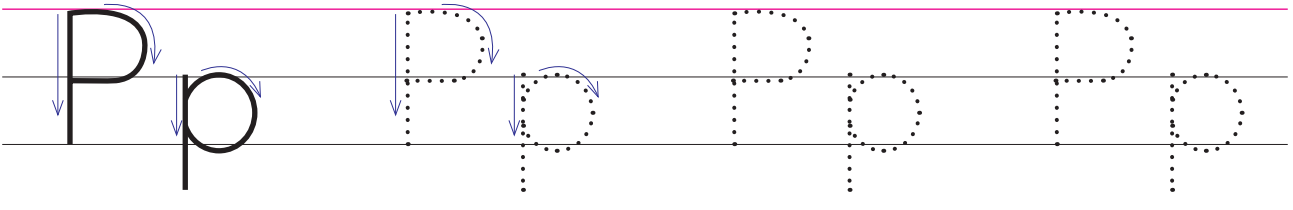
pencil



pan

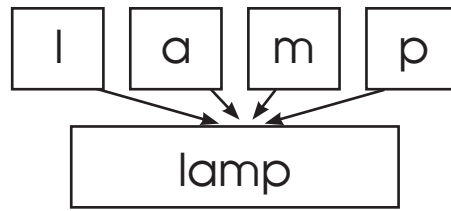
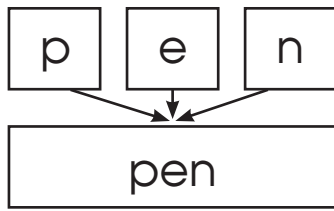


Write.





Read.



pencil

pan

cap


apple

pool

jeep



Read and discuss.



A long pencil.



Copy.

P p M m

N n O o

Qq



Listen and say.

lamp

pen

pencil

jeep



Talk about the picture.



Listen and say.

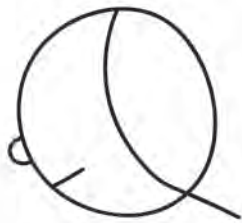
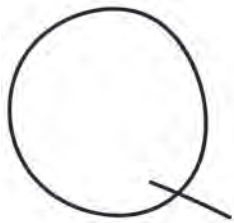


q






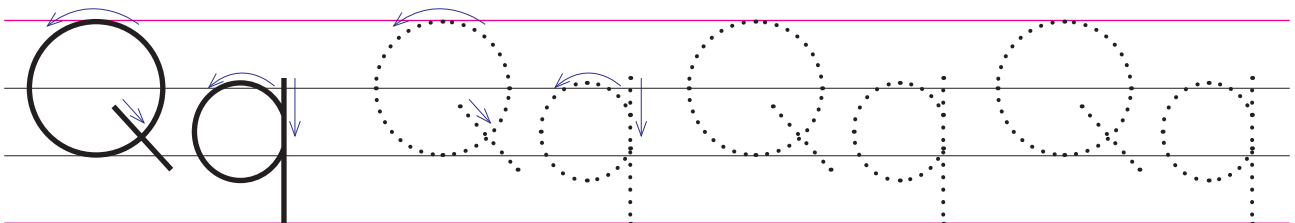
Colour.



Find 'Q' and colour.



Write.



Lesson 51

Qq



Read.

q

o

n

p

m



Say the words.

queen



Qq

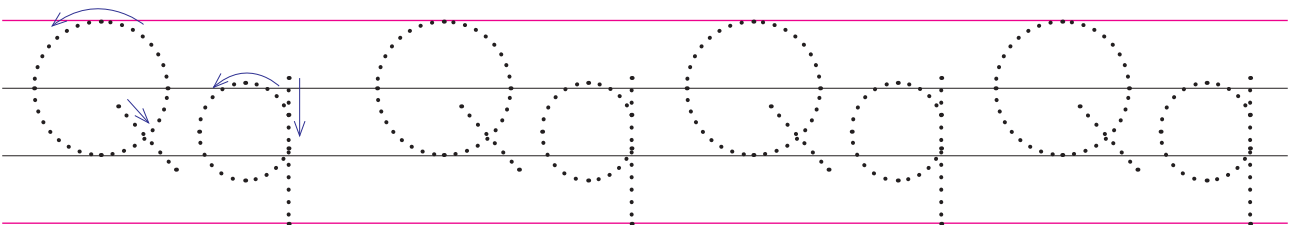
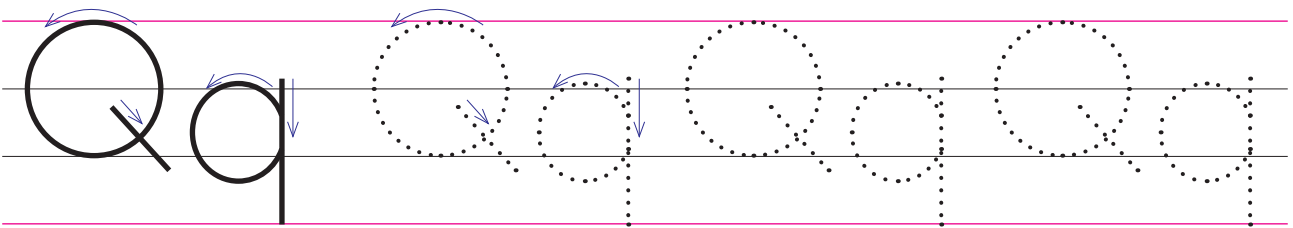
quill



quilt

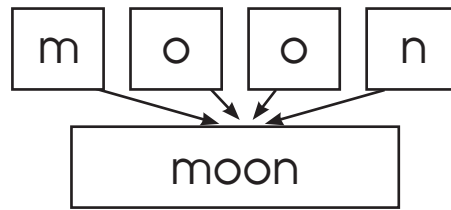
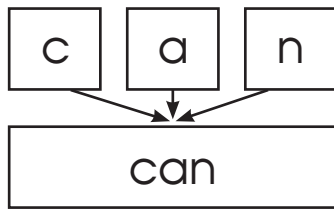


Write.





Read.



go

come

pin

map

look

help




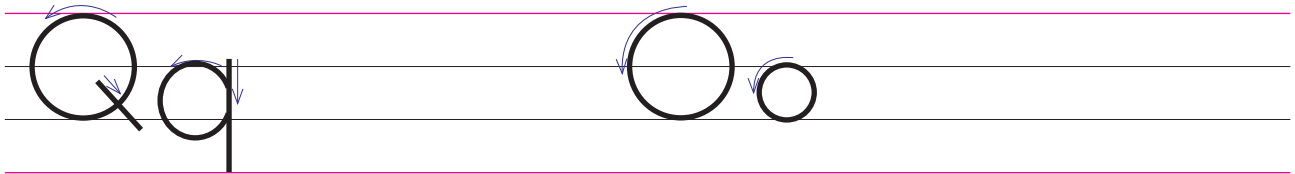
Read and discuss.



Go home.



Copy.



Rr



Listen and say.

moon

map

look

help



Talk about the picture.



Listen and say.





r

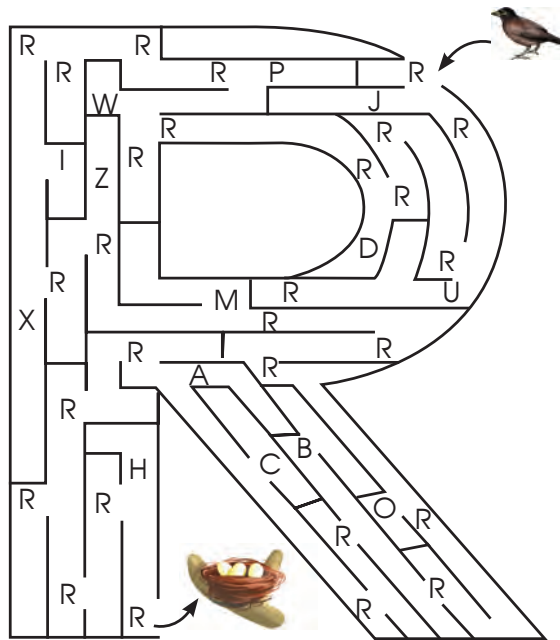





Colour.



Find the way and colour.



Write.



Lesson 53

Rr



Read.

r

o

p

n

q



Say the words.

rat



Rr

rose



rabbit

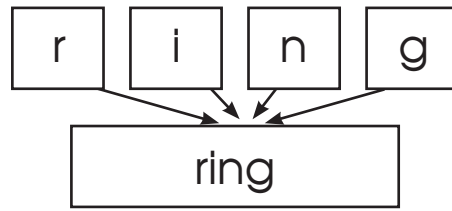
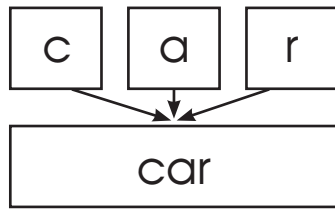


Write.





Read.



bar

arm

room

circle

girl

rice



Read and discuss.



Eat rice.



Copy.

R r O o

Q q P p

Ss



Listen and say.

ring


car

girl

rice



Talk about the picture.



Listen and say.



S












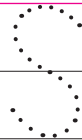
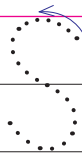

Colour.



Colour (the pictures that begin with **S**).



Write.



Lesson 55

Ss



Read.

s

q

p

r

o



Say the words.

Ss

sun



star



swan



Write.

S s

S s

S s

S s

S s

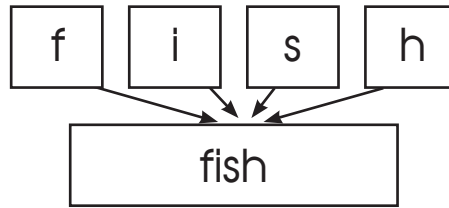
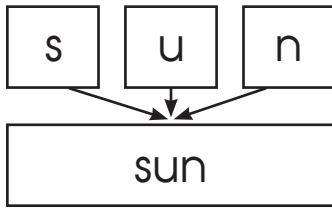
S s

S s

S s



Read.



nose

horse

class


school

son

see



Read and discuss.



Long nose.



Copy.

S s R r

Q q P p

Tt



Listen and say.

nose

horse

fish

school



Talk about the picture.

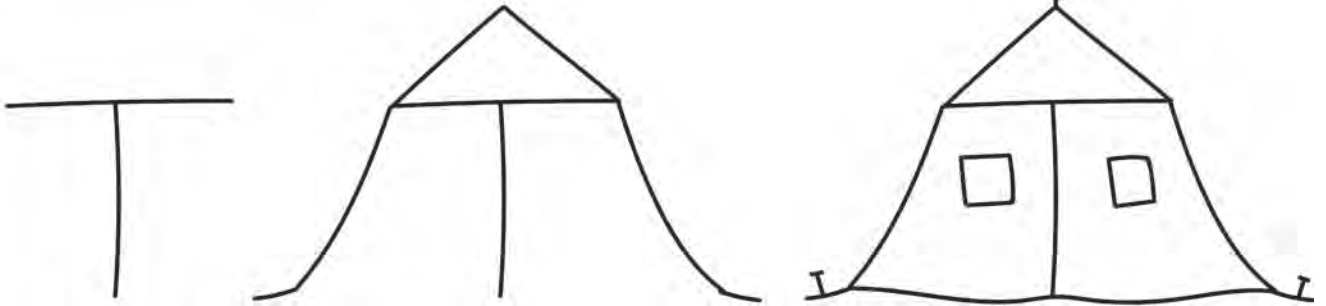


Listen and say.





Colour.



Listen and say.

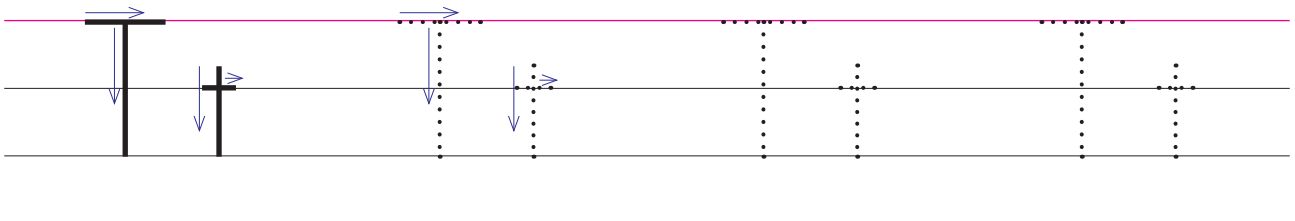


Teddy bear, teddy bear,
turn around.

Teddy bear, teddy bear,
touch the ground.



Write.



Lesson 57

Tt



Read.

t

r

s

q

p



Say the words.

tiger



Tt

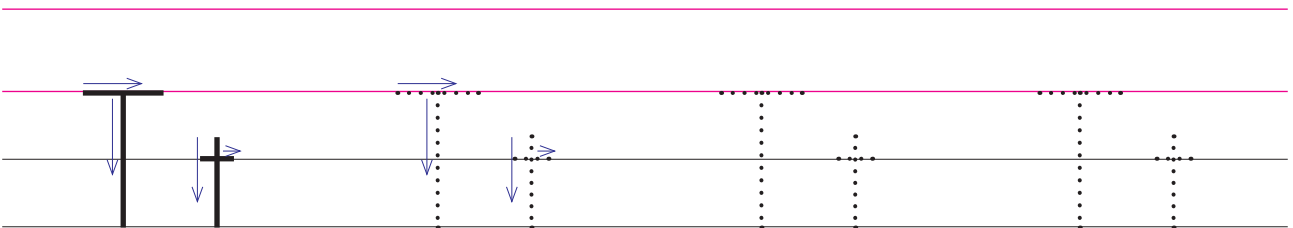

table



tree

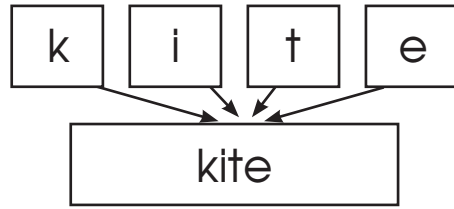
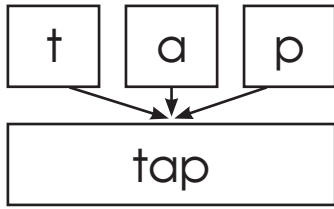


Write.





Read.



bat

cat

father

mother

tiger

sit



Read and discuss.



a tiger



Copy.

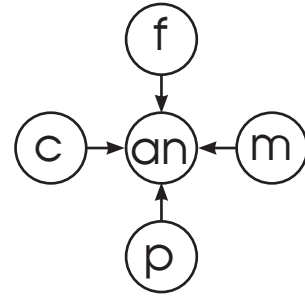
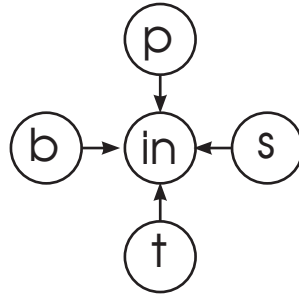
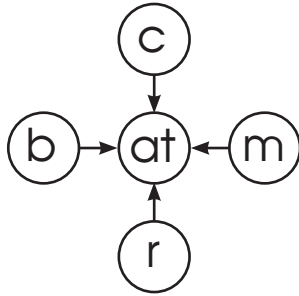
T t R r

Q q S s

Pp - Tt



Listen and say.



Match.

net
pet
bet



cut
cot
cat



fog
log
dog



pot
pet
pat



mad
man
map



log
lap
lip



Write the missing letter.



C	A	T
.....	A	P
M	P
.....	A	T
.....	O	T
D	O	G





Find the words.

L	L	E	A	F	A	T	L
W	W	O	V	F	P	O	D
A	D	R	B	D	P	M	K
Y	S	A	E	H	L	A	F
W	N	N	U	L	E	T	I
B	A	G	C	I	P	O	A
I	K	E	H	X	D	P	U
T	E	T	R	A	I	N	A



Write.

pen

moon

ring

fish

kite

tap

Uu



Listen and say.

orange snake train tomato



Talk about the picture.



Listen and say.



u





Colour.



Find and trace (the way).

A grid of letters for tracing. At the top left is a cartoon man's head. A red arrow points right above the first row. At the bottom right is a small colorful umbrella. A red arrow points right below the last row.

	b	u	n	b	
a	g	f	e	u	c
h	u	l	k	j	i
t	r	u	p	o	n
u	s	g	u		



Write.

Handwriting practice lines. The first row shows a solid uppercase 'U' and a solid lowercase 'u' with blue arrows indicating the stroke direction. The second row shows dotted uppercase 'U' and lowercase 'u' for tracing, also with blue arrows. The third row shows empty space for independent writing.

Lesson 60

Uu



Read.

u

r

t

q

s



Say the words.

umbrella



Uu

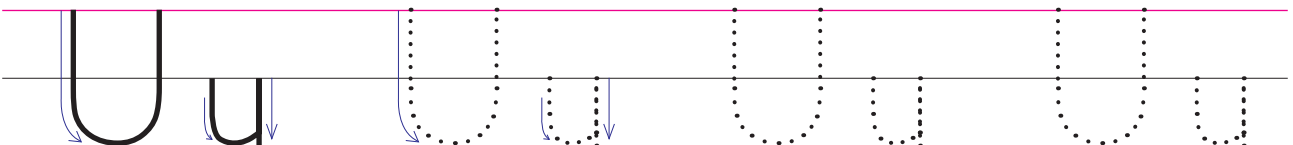
under



up

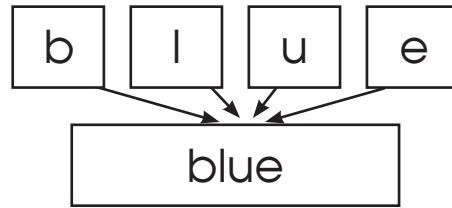
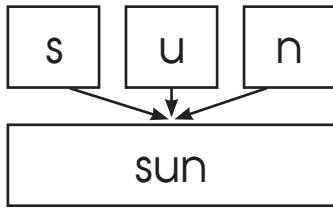


Write.





Read.



uncle

horse

put

student

mouse

out



Read and discuss.



Uncle has an umbrella.



Copy.

U u

S s

R r

T t

Vv



Listen and say.

student mouth uncle house



Talk about the picture.




Listen and say.





Colour.



Find (the way).

A maze puzzle with a girl at the start and a violin at the end. The path is marked with red arrows. The letters along the path are: b, v, n, b, v, c, j, o, u.

		b	v	n	b
a	g	f	e	v	c
h	v	l	k	j	i
t	r	v	p	o	n
v	s	g	u		



Write.

Handwriting practice lines for the letter 'v'. The first line shows a solid 'v' with arrows indicating stroke direction. The second line shows a dotted 'v' with arrows. The third line shows a dotted 'v' for tracing. The fourth line shows a dotted 'v' for tracing. The fifth line shows a dotted 'v' for tracing.

Lesson 62

Vv



Read.

v

r

t

u

s



Say the words.

van



Vv


vase



vest

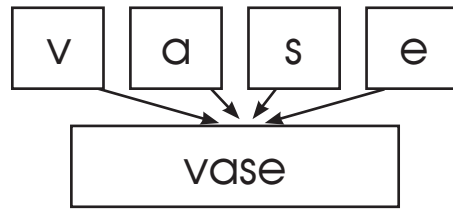
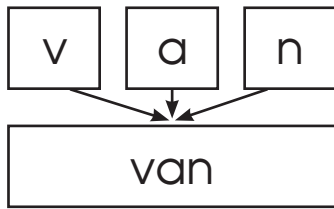


Write.





Read.



vast

cave

live

give

vest

hive



Read and discuss.



Bees live in hives.



Copy.

V v

S s

U u

T t

Ww



Listen and say.

give

vest

live

cave



Talk about the picture.



Listen and say.

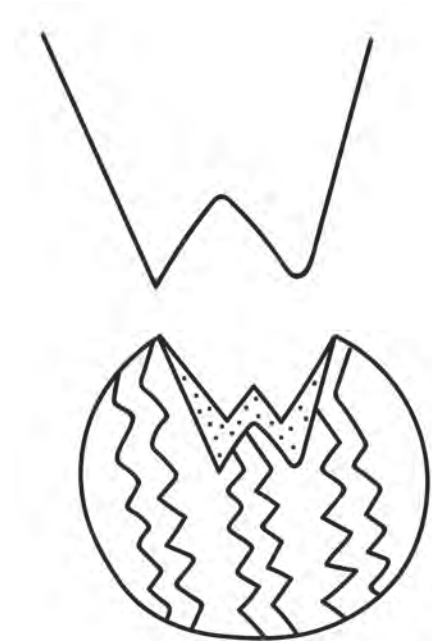



W






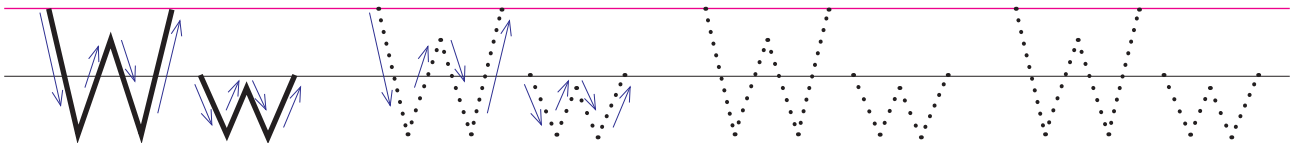
Colour.



Circle (the odd picture).



Write.



Lesson 64

Ww



Read.

W

S

V

U

t



Say the words.

watch



Ww

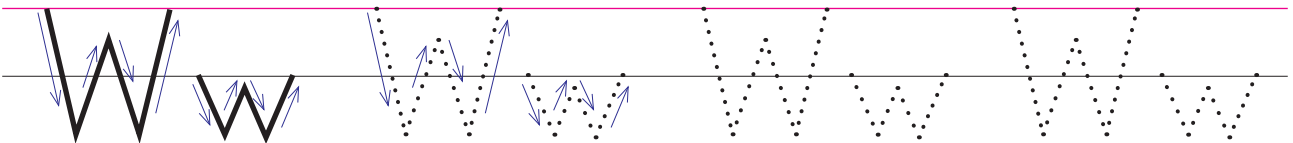
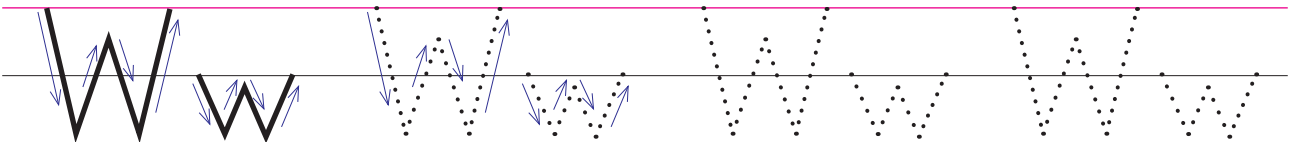
window



wheel

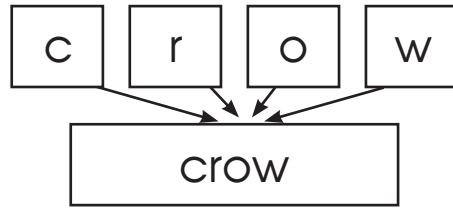
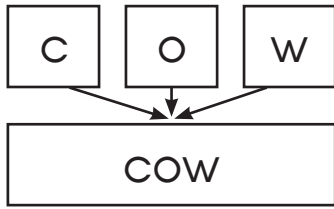


Write.





Read.



water

watch

arrow


snow

swan

show



Read and discuss.



A cow is drinking water.



Copy.

W w

U u

V v

T t

Xx



Listen and say.

crow

water

show

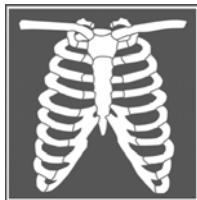
snow



Talk about the picture.



Listen and say.





X





Colour.



Match.

fox

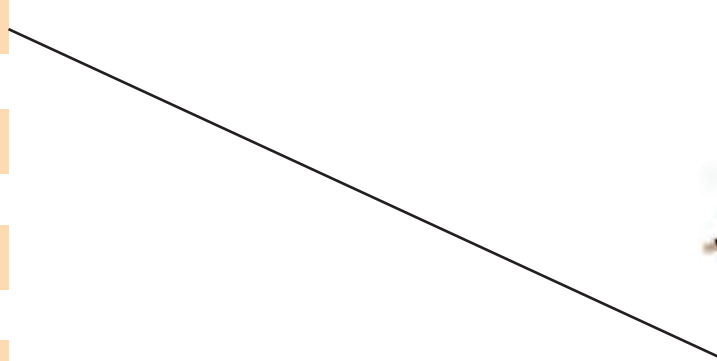
box

six

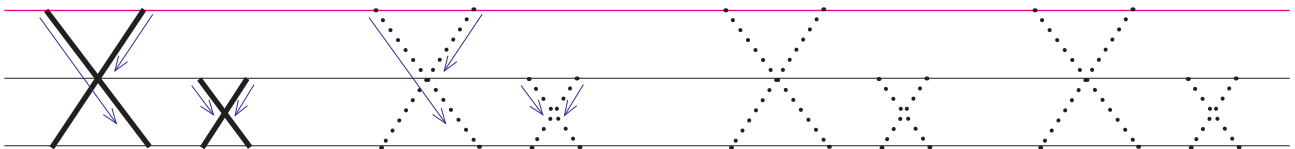
ox

axe

6



Write.



Lesson 66

Xx



Read.

X

W

V

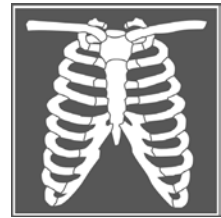
U

t



Say the words.

x-ray



Xx



xerox



xylophone

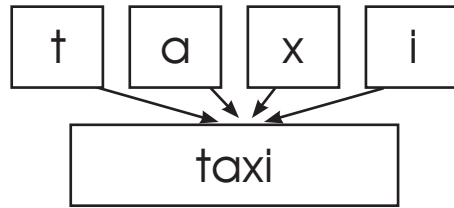
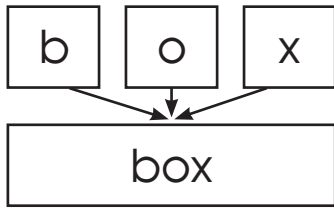


Write.





Read.



fox

ox

axe

six

mix

text



Read and discuss.



A fox and an ox are in the box.



Copy.

X x V v

U u W w

Yy



Listen and say.

axe


box

taxi

fox



Talk about the picture.



Listen and say.



y

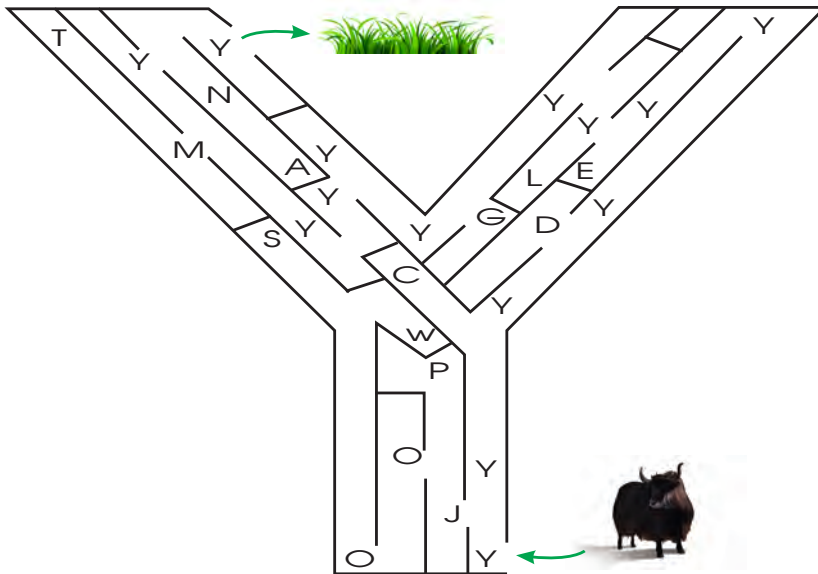




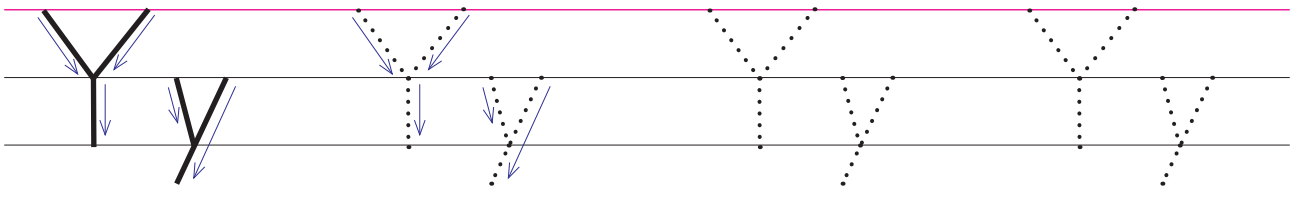
Colour.



Find the way and colour.



Write.



Lesson 68

Yy



Read.

x

w

v

u

y



Say the words.

yak



Yy

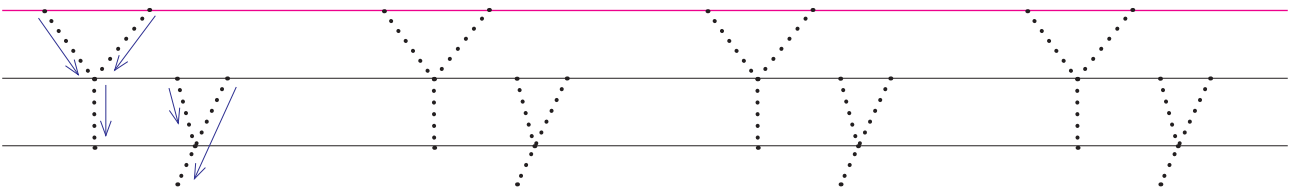
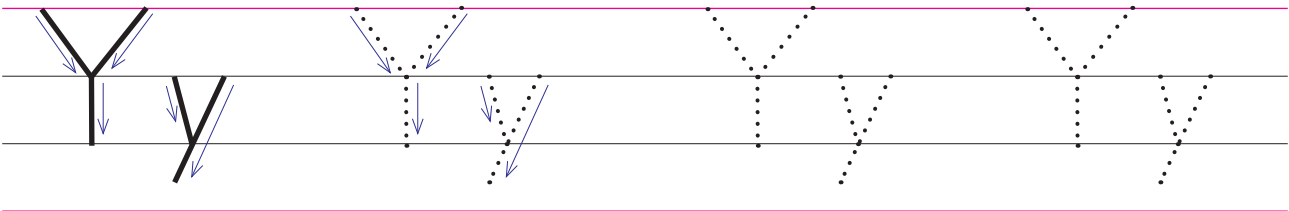
yellow



yam

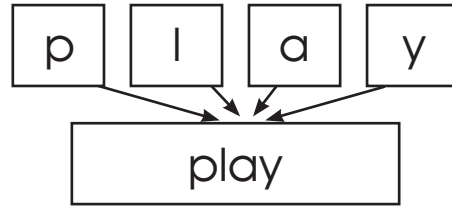
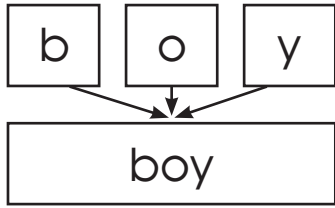


Write.





Read.



toy

yak

say

yam

my

they



Read and discuss.



A boy likes a toy.



Copy.

Y y V v

X x W w

Zz



Listen and say.

play

boy

toy


yak



Talk about the picture.




Listen and say.






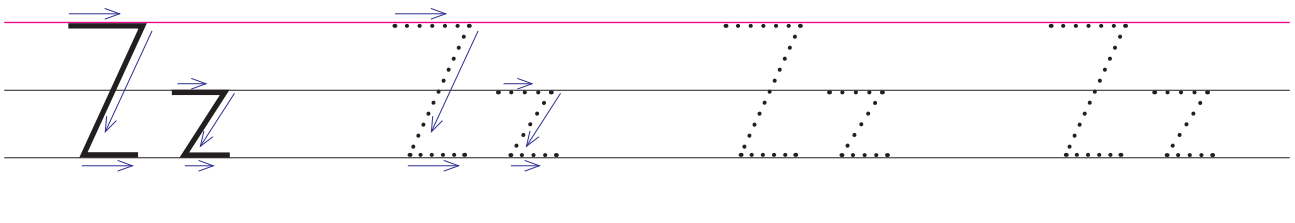
Colour.



Find (and colour the picture that starts with **z**).



Write.



Zz



Read.

Z

V

y

W

X



Say the words.

zebra



Zz

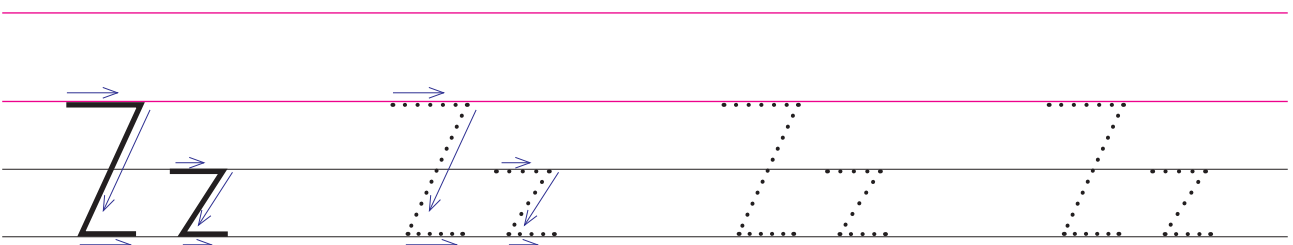
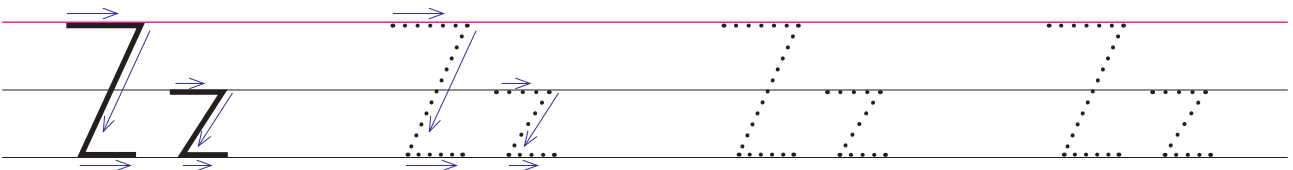
zero



zoo

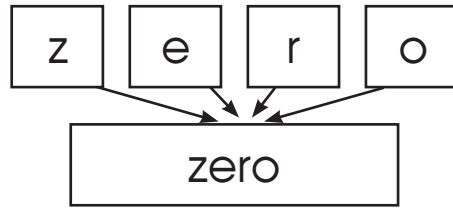
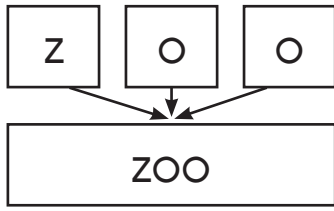


Write.





Read.



quiz

lazy

maze

prize

zoom

size



Read and discuss.



A zebra is in the zoo.



Copy.

Z z V v

X x W w

Uu - Zz



Read.

zero

zoo

quiz

prize



Circle (the correct word for pictures).



sun run pun



man van pan



cat crow cow



fox ox box



toy boy joy



lip ship zip



Match.

umbrella

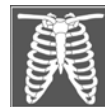
vase

watch

x-ray

yak

zebra





Find.



E	D	L	Z	A	U	B	B
L	C	E	J	D	D	O	O
P	R	B	I	U	H	X	Y
Z	O	M	S	C	A	V	E
Z	W	A	I	K	L	M	H
Q	B	R	A	S	Z	O	O



Write a-z.



.....pple



.....all



.....at



.....og



.....ye



.....an



.....ate



.....en



.....ron



.....oker



.....ite



.....eaf



...onkey



.....est



...range



....arrot



.....ueen



....abbit



.....nake



...able



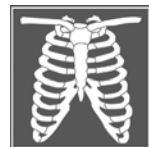
...mbrella



.....an



.....atch



.....ray



.....ak



.....ebra

Aa - Zz



Listen and say.

eraser sharpener bench prize



Play.

 Finish	 Cc	 Bb	 Aa	 Zz
 Uu	 Vv	 Ww	 Xx	 Yy
 Tt	 Ss	 Rr	 Qq	 Pp
 Kk	 Ll	 Mm	 Nn	 Oo
 Jj	 Ii	 Hh	 Gg	 Ff
 Aa	 Bb	 Cc	 Dd	 Ee





Read

Aa	Bb	Cc	Dd	Ee	Ff
Gg	Hh	Ii	Jj	Kk	Ll
Mm	Nn	Oo	Pp	Qq	Rr
Ss	Tt	Uu	Vv	Ww	Xx
Yy	Zz				



Write A - Z.



....NT



....AG



..ARROT



....UCK



....AR



....ROG



....OAT



...OUSE



...CE CREAM



...ACKAL



....EY



...AMP



...OUSE



...OSE



....WL



....EN



...UILL



....ADISH



...UN



...AP



....NICORN



....ASE



....ELL



....EROX



....AK



...ERO



Assessment 2

1. Listen, point and say.

Bb	Ss	Mm	Aa	Uu	Cc
Kk	Nn	Vv	Ww	Tt	Ff
Pp	Ee	Jj	Oo	Gg	Hh
Xx	Ll	ll	Rr	Yy	Qq
Zz	Dd				

2. Listen and point.

Carrot	Yak	Rose	Vase	Lamp
Ice-cream	Duck	Frog	Sun	Radish
Wolf	Owl	Well	Rabbit	Monkey
Kettle	Horse	Cab	Elephant	Xerox

3. Match the words with pictures.



Leaf



Vase



Nest



Goat

4. Read the words.

toy	yellow	taxi	water	crow
cab	train	queen	doll	lion
hen	meal	jackal	beak	ghee
ink	dice	child	high	hat

5. Write from Aa to Zz.

Handwriting practice lines consisting of multiple sets of three horizontal lines (top, middle, bottom) for writing practice.

Me and My Family

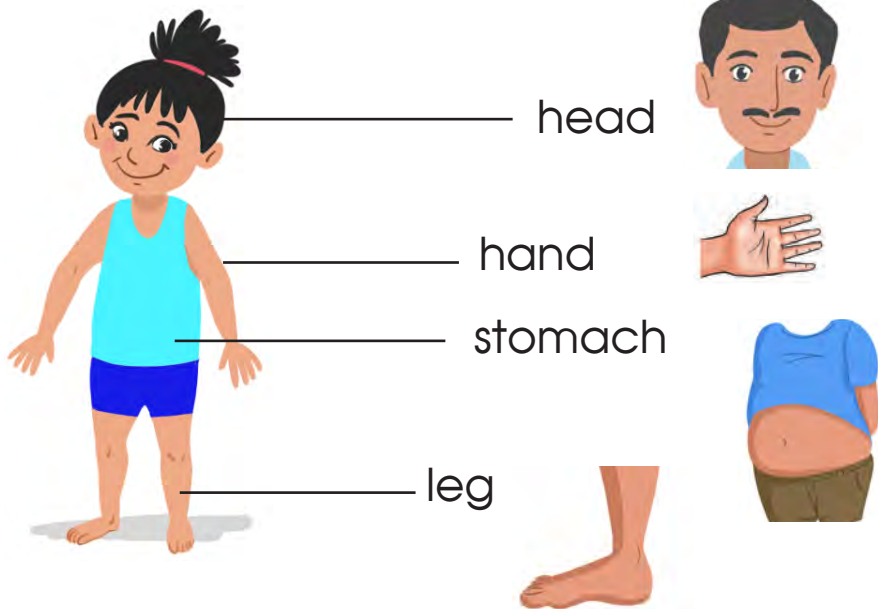
Lesson 73

Date:

Head and Shoulders



Look at the pictures and read.



Sing and act.

Head and shoulder,
knees and toes,
knees and toes.
Head and shoulder,
knees and toes.
And eyes and ears
and mouth and nose.
Head and shoulders,
knees and toes
knees and toes.





Read and answer.

The Doll

This is my doll.

The doll has a head.

The doll has two hands.



1. This is my

a. doll

b. ball

c. book

2. The doll has a

a. nose

b. head

c. neck

3. The doll has two



Complete the sentences.



1. There is a

2. There is a
on the tree.

3. There are
in the nest.

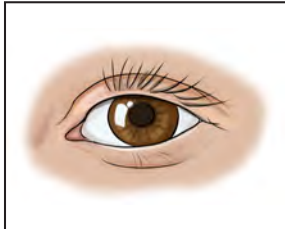


I See with My Eyes



Look at the pictures and read.

We have five senses. These are our sense organs.



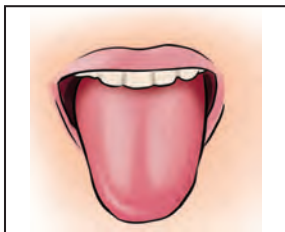
eye



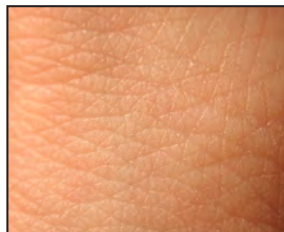
nose



ear



tongue



skin

I see with my eyes.



I smell with my nose.



I listen with my ears.



I taste with my tongue.



I feel with my skin.





Read and answer.

Mango Tree



This is a mango tree.

It is big. It is green.

1. This is a mango

a. gift

b. tree

c. light

2. It is

a. small

b. long

c. big

3. It is

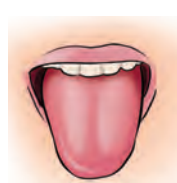
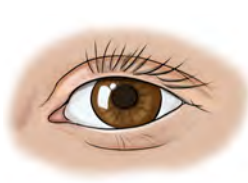
a. green

b. red

c. black



Write the functions of the given sense organs.





Write three sentences.



1. It is a

2. It has a long


3. It has two



Brush Your Teeth



Look at the picture and read.



Wash your face.
Brush your teeth.
Comb your hair.
Cut your nail.

Wash your hand.



Eat food.



Drink water.



Clean plates.





Read and answer.

Frog

I see a frog.

The frog is in a pond.

The frog eats a fly.



1. What do I see?

a cat

a frog

a bee

2. Where is the frog?

in a pond

on the ground

on the leaf

3. What does the frog eat?

a bee

an ant

a fly



Complete the sentences.

1. Wash your



2. Brush your



3. Comb your



4. Wear your




I Can Jump



Look at the pictures and read.



I can jump.




I can't fly.



I can climb.

I can't dig.



Hari can sing.
He can't dance.



Sunita can read.
She can't draw.





Read and answer.

The Monkey

This is a monkey.

It has a long tail.

It can jump.

It can't swim.



1. This is a

a. cat

b. bird

c. monkey



2. It has a long

a. tail

b. ear

c. nose



3. It can

a. sleep

b. jump

c. walk



Write what you can and can't do.

I can

I can

I can



I can't

I can't

I can't

walk

read

jump

fly

drive

cook

I'm Happy



Look at the pictures and read.



happy



sad



angry



crying



He is



She is



He is



She is



Read and answer.

The Doll Says, "Hello"

Sunita has a doll.

The doll says, "Hello".

Sunita is happy.



1. Sunita has a

a. book

b. doll

c. ball

2. The doll says

a. hello

b. hi

c. bye

3. Sunita is

a. sad

b. happy

c. angry



Make words.



f u s



m l



t c h



s e p



l a



d l

It's Seven O'clock



Look at the pictures and read.

It is seven o'clock.
Bina gets up.



It is eight o'clock
Bina eats her meal.



It is nine o'clock.
Bina goes to school.



It is ten o'clock.
Bina is in the classroom.



It is one o'clock.
Bina eats her snacks.



It is four o'clock.
Bina comes home.





Read and answer.

Time

I am a clock.

I am on the wall.

I tell time.

Boys and girls look at me.



1. Who am I ?

I am a _____

a. book

b. clock

c. time

2. I tell _____

a. time

b. story

c. song

3. I am on the _____

a. table

b. floor

c. wall



Write the time.



7 o'clock

It is _____



1 o'clock

It is _____



10 o'clock

It is _____



4 o'clock

It is _____

Seven Days





Listen and sing.

Sunday is a school day,
And Monday and Tuesday,
We come to school on Wednesday,
Thursday and Friday,
But Saturday, Saturday
Saturday is a holiday.





Write the days in the correct order.



Handwriting practice lines (red top and bottom lines, black middle line) for writing the days of the week.

Handwriting practice lines (red top and bottom lines, black middle line) for writing the days of the week.

Handwriting practice lines (red top and bottom lines, black middle line) for writing the days of the week.




Complete the sentences.

Yesterday was _____

Today is _____

Tomorrow is _____





Assessment 3

1. Listen, say and act.

- a. I can jump.
- b. I can run.
- c. I can brush my teeth.
- d. I can comb my hair.
- e. I can drink water.

2. Look at the pictures and say what he/she can and can't do.



3. Say the time.



4. Read and answer.

I am a clock.

I am on the wall.

I tell time.

Boys and girls look at me.



a. Who am I ?

I am a _____

a. book

b. clock

c. time

b. I tell _____

a. time

b. story

c. song

c. I am on the _____

a. table

b. floor

c. wall

5. Make words.



f u s



m l



t c h



s e p



l a



d l

My School

Lesson 80

Date:

Come Here



Look at the pictures and read.





Read and answer.

My Family

This is my father.

This is my mother.

This is my sister.

This is my brother.



1. This is my



2. This is my



3. This is my



4. This is my



Match and write.

Stand

there

Sit

here

Go

up

Come

down

May I ...?



Look at the picture and read.



Read and practice.



May I talk to you?



Yes, you can.



May I watch television?



No, you can't.



May I play?



Yes, you can.



Read and answer.

What Are They Doing?

Roshan is reading.

Preeti is writing.

Ali is singing.

Pasang is dancing,



1. Roshan is _____

- a. writing b. dancing c. reading

2. Preeti is _____

- a. writing b. singing c. dancing

3. Ali is _____

- a. dancing b. singing c. writing

4. Pasang is _____

- a. dancing b. singing c. reading



Read and complete the sentences.



1. Sarala : Ouch !

2. Sanad : _____





3. Sarala : _____

I'm Pawan

 Look at the picture and read.



 Write who they are.

I am _____ _____		I am _____ _____	
I am _____ _____		I am _____ _____	

son

father

daughter

mother



Read and answer.

Hello Everyone!

Hello everyone!

I am Rita.

I am a girl.

I am five years old.

I read in class one.



1. I am a _____

a. boy

b. teacher

c. girl

2. I am _____ years old.

a. three

b. five

c. six

3. I read in class _____

a. one

b. two

c. three



Write three words and complete the sentences.



1. _____

2. _____

3. _____

1. She is a _____

2. She is drinking _____


3. She is sitting on a _____

Things in the Classroom



Look at the picture and read.

This is my classroom. The classroom has many things.



Match.

I sit on it.



I write on it.



I keep my bag on it.



I keep my shoes in it.





Read and answer.

My Classroom

This is my classroom.

There are many things here.

There is a table.

There are chairs.



1. Is this a classroom?

2. Is there a table?

3. Are there chairs?



Look at the family picture and complete the sentences.



1. This is



2. This is



3. This is

Let's Play



Look at the picture and read.

This is a jungle. There are many animals. They are playing games.



football

cricket

volleyball

skipping

swing

basketball

Which game do you like to play?

I like to play



Read and answer.

The Playground

Juma has two friends.
 Their names are Lakpa and Sonu.
 They like to play on the swing.
 They like to play in the playground.



1. Juma has _____ friends.

2. Their names are _____

3. They like to play _____

4. They like to play in the _____



Look at the picture and write three sentences.



1. _____

2. _____

3. _____



Assessment 4

1. Listen and follow:

- Come here.
- Sit down.
- Stand up.
- Make a line.
- Look up.

2. Ask and answer.



3. Talk about the things in the classroom.



4. Read and tick (✓) the answer.

Hello everyone!

I am Rita.

I am a girl.

I am five years old.

I read in class one.

a. Rita is a -----

a. boy

b. teacher

c. girl

b. She is ----- years old.

a. three

b. five

c. six

c. She reads in class -----,

a. one

b. two

c. three

5. Write three sentences.



a. She is a _____

b. She is drinking _____

c. She is sitting on a _____

Our Environment

Lesson 85

Date:

On the Table



Look at the picture and read.



The bird is on the branch.

The girl is on the mat.

The frog is on the leaf.



Where is the cat?



on the roof



on the table



on the cupboard



on the book

The Rainbow



Listen and sing.

Oh, rainbow, oh rainbow,
How lovely are you !
Purple, red and orange too,
Yellow, green and blue so true.
Oh, rainbow, oh, rainbow,
How lovely are you !



Look at the pictures and read.

black bird



white rabbit



green leaf



blue sky




yellow banana





Read and answer.

The Traffic Lights



Red light says 'stop'.

Yellow light says 'wait'.

Green light says 'go'.

1. What does red light say?

2. What does yellow light say?

3. What does green light say?



Write their colour.



The crow is



The sheep is



The mango is



The apple is



The tree is

Red Rose



Look at the pictures and read.



Rose

The rose is red.



Lotus

The lotus is white.



Sunflower

The sunflower is yellow.

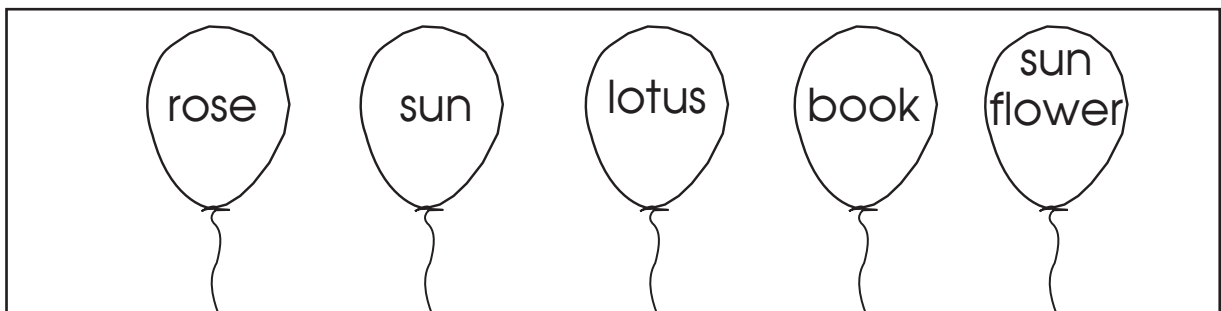


Marigold

The marigold is orange.



Colour the names of the flowers.





Read and answer.

The Rose

This is a rose plant.

The rose is red.

The leaf is green.

The plant is red and green.



1. This is a _____ plant.

2. The rose is _____ in colour.

3. The leaf is _____ in colour.

4. The plant is _____ in colour.



Make words.



hdan _____



rbabit _____



bsaket _____



Make sentences.

1. rabbit : _____

2. hand : _____

3. basket : _____

This is a Bag




Look at the pictures and read.

Bhanu and Saru are friends. They are talking about things.



Look at the picture and read.





Read and answer.

The Cow


This is a cow.
The cow eats hay and grass.
It gives us milk.
The cow is our national animal.



1. This is a _____
2. The cow eats _____
3. It has four _____
4. It gives us _____



Write five words.



1. _____
2. _____
3. _____
4. _____
5. _____



Write three sentences about the picture.

1. _____
2. _____
3. _____



Assessment 5

1. Listen and sing.

Oh, rainbow, oh rainbow,
How lovely are you !
Purple, red and orange too,
Yellow, green and blue so true.
Oh, rainbow, oh, rainbow,
How lovely are you !

2. Where is the cat in each picture? Say.



3. Make words and write.

a. hnad _____

b. rbabit _____

c. lutos _____

d. rsoe _____

4. Read and tick (✓) the correct answer.

There is a book.

It is on the chair.

There are many stories in the book.

Children like to read stories.

a. The book is _____ the chair.

a. in

b. on

c. under

b. The book has _____

a. songs

b. stories

c. poems

c. Children like to read _____

a. stories

b. songs

c. books

5. Write their colour.



The crow is _____



The sheep is _____



The mango is _____



The apple is _____



The tree is _____

My Belongings

Lesson 89


In the Bag

Date:



Look at the picture and read.

This is Sagun's room. There are many things in her room.



The book is in the bag.

The cat is in the cupboard.

The bananas are in the basket.



Where are they?



in the circle



in the bucket



in the cage



in the cowshed



Read and answer.

The Ball

Rita has a ball.
 The ball has two colours.
 The ball is in the box.
 The box is in the cupboard.
 The cupboard is in the room.



1. Rita has a _____
2. The ball has _____ colours.
3. The ball is _____ the box.
4. The box is _____ the cupboard.



Make words.



rofo



bursh



paly



Write sentences.

1. roof :

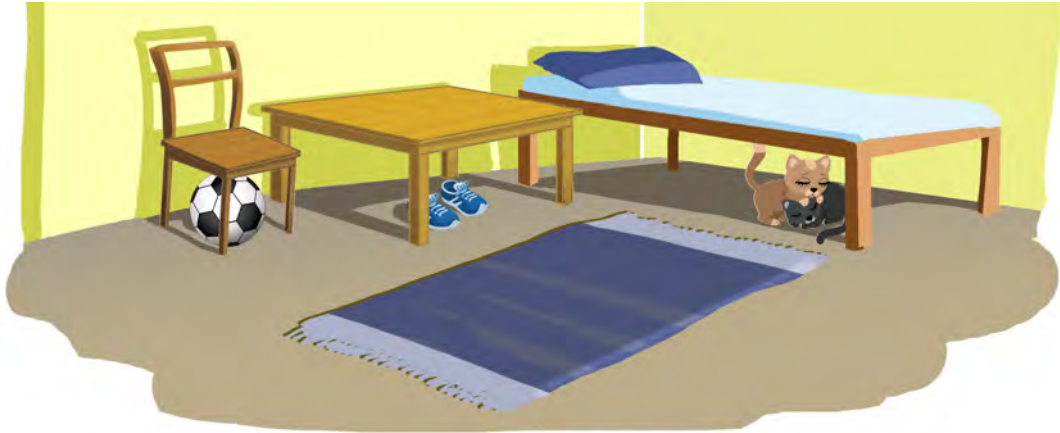
2. brush :

3. play :

Under the Table



Look at the picture and read.



The shoes are under the table.

The cat is under the bed.

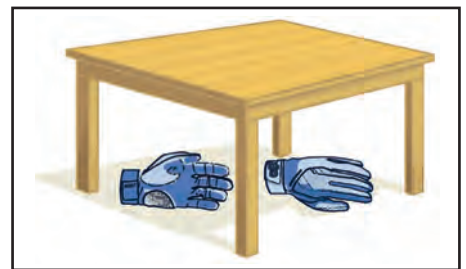
The ball is under the chair.



Where are my things?



under the umbrella



under the table



under the chair



under the sofa



Read and answer.

The Monkey

This is a monkey.
The monkey has a long tail.
The monkey is eating a banana.



1. Is this a monkey?

2. Where is the monkey?

The monkey is _____

3. What is the monkey eating?

The monkey is eating _____



Write five words.



1.

2.

3.

4.

5.



Write three sentences about the picture.

1.

2.

3.

Things at Home



Talk about the picture.



Make words.



colck



mrrior



fna



taebl



bde



Read and answer.

My Reading Room

This is my reading room.
The room is big. It is very colourful.
There are pictures on the wall.
There are books in the rack.



1. Is the room big?

2. Where are the pictures?

The pictures are

3. Where are the books?

The books are on a

4. What do I read?

I read



Write three sentences.



1.

2.

3.

Where Are My Socks?



Look at the pictures and read.



Read.



shirt



frock



tie



socks



ribbon



jacket



Read and answer.

Bunny Goes to School

This is Bunny.
He puts on blue shirt and trousers.
He puts on red tie and black shoes.
He carries his school bag.
And goes to school.



1. Who is he?

He is _____

2. What does he put on?

He puts on _____

3. What does he carry?


He carries _____

4. Where does Bunny go?

Bunny goes to _____



Name the clothes and sing the song.



What ! What ! What !

What do you wear on your head?

What do you wear on your head?

A hat ! A hat ! A hat !

A hat ! A hat ! A hat !

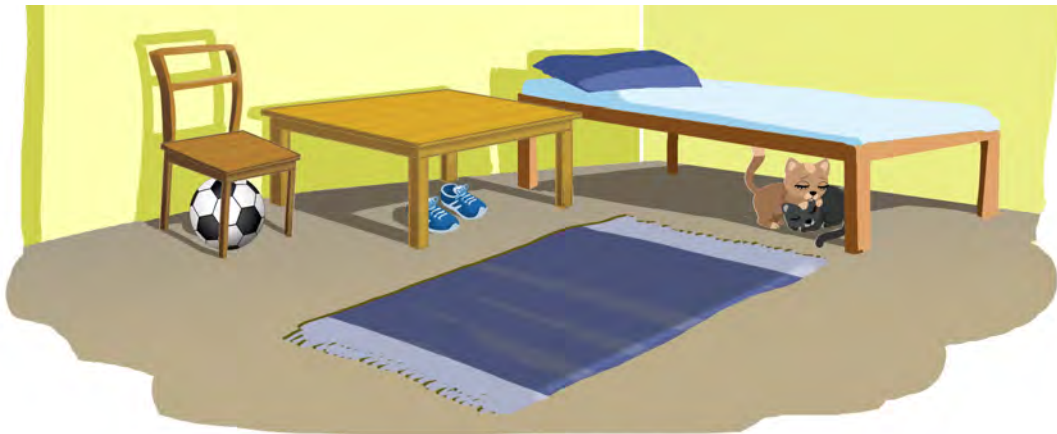


Assessment 6

1. Listen to your teacher and tick (✓) the correct picture.



2. Say where things are.



3. Look at the above picture and write three sentences.

4. Read and answer.

This is my reading room.
The room is big. It is very
colourful.

There are pictures on the
wall.

There are books in the rack.
I read story books.



a. Is the room big?

b. Where are the pictures?

The pictures are


c. Where are the books?

The books are on a

d. What do I read?

I read

5. Colour the picture.



Our Culture

Lesson 93

Date:

Dashain



Look at the pictures and read.



Dashain



Tihar



Chhath



Christmas



Eid



Lhosar



Look at the pictures and read.



Where do I go ?



Where do I go ?



Where do I go ?



Where do I go ?





Read and answer.

Where Do They Go?

Hindus go to temple.
 Christians go to church.
 Buddhists go to monastery
 Muslims go to mosque.
 They love one another.
 They live together.



1. Hindus go to _____
2. Christians go to _____
3. Buddhists go to _____
4. Muslims go to _____



Make words.



geern

clod



rnig



Write sentences.

1. green : _____
2. cold : _____
3. ring : _____

Birthday



Listen and sing.



Birthday song

Happy birthday to you.
Happy birthday to you.
Happy birthday to you
dear Punam.
Happy birthday to you.



cake



candle



cup



gifts



balloon



friends

What do you do on your birthday?



Read and answer.

Punam's Birthday

It is Punam's birthday.
 She gets many gifts.
 Now, she is six years old.
 It is a special day for her.
 We all wish her a happy birthday.



1. Whose birthday is it?

2. How old is Punam now?

3. What does she get on her birthday?

4. What do we wish her on her birthday?



Read

1 one	6 six	11 eleven	16 sixteen
2 two	7 seven	12 twelve	17 seventeen
3 three	8 eight	13 thirteen	18 eighteen
4 four	9 nine	14 fourteen	19 nineteen
5 five	10 ten	15 fifteen	20 twenty



Assessment 7

1. Listen to your teacher and tick (✓) the correct picture.



2. Match and say the words.



Mosque



Monastery



Temple



Church

3. Read the numbers in words.

1 one	6 six	11 eleven	16 sixteen
2 two	7 seven	12 twelve	17 seventeen
3 three	8 eight	13 thirteen	18 eighteen
4 four	9 nine	14 fourteen	19 nineteen
5 five	10 ten	15 fifteen	20 twenty

4. Write sentences.

cake

gifts

cold

ring

Ramu is a Farmer

**Read and act.**

Ramu is a farmer.
He grows crops.



Sunita is a teacher.
She teaches in a school.



Dal is a porter.
He carries goods.



Prema is a doctor.
She works in a hospital.



Binod is a driver.
He drives a bus.





Look at the pictures and write the words.



(2)




(1)



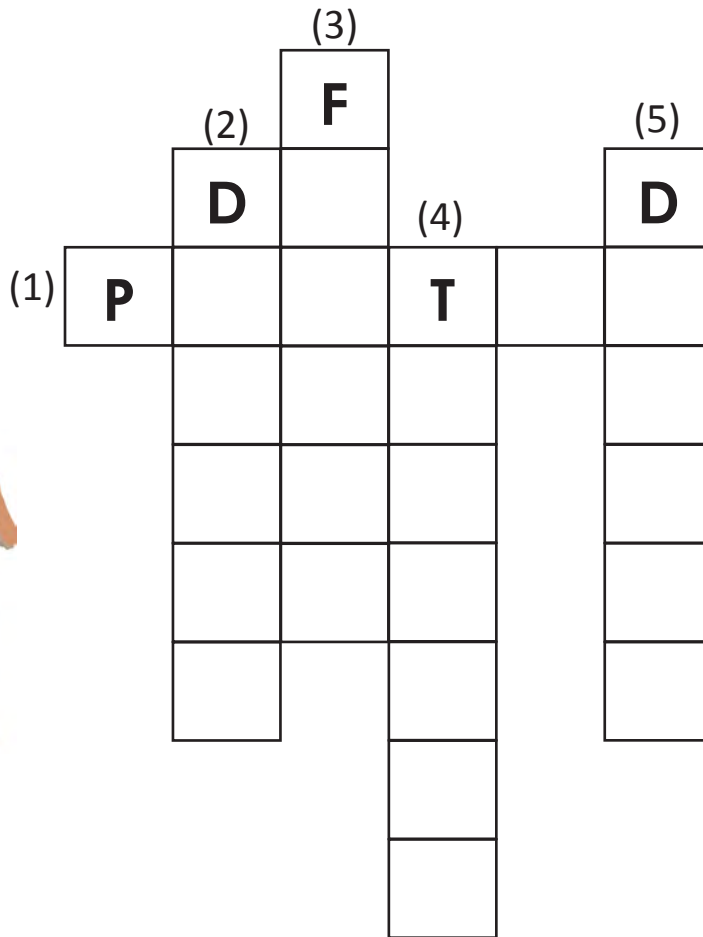
(5)



(3)



(4)



Write.

1. What is your name?

2. Who are there in your family?

3. What does your father do?

4. What does your mother do?

Rice and Curry



Look at the pictures and read.

We eat foods. Foods keep us healthy.



rice



curry



milk



water



egg



meat



Make words.



geg

Handwriting practice lines for the word 'geg'.



wetar

Handwriting practice lines for the word 'wetar'.



maet

Handwriting practice lines for the word 'maet'.



crruy

Handwriting practice lines for the word 'crruy'.



rcie

Handwriting practice lines for the word 'rcie'.



mlik

Handwriting practice lines for the word 'mlik'.



Read and answer.

At a Party

Dipu eats rice and curry.

Mina drinks juice.

Padam eats an egg.

Sunita drinks milk.

I like all of them.



1. What does Dipu eat?

2. Who drinks water?

3. What does Padam eat?

4. Who likes all of them?



Write three sentences about your favourite foods.



1.

2.

3.

Vehicles



Talk about the picture.



Match.

bus

van

car

aeroplane

bicycle

tempo





Read and answer.

The Bicycle

My papa has a bicycle.
The bicycle is red.
The bicycle has two wheels.
The bicycle can go fast.



1. Who has a bicycle?

2. What colour is the bicycle?

3. How many wheels does it have?

4. Can a bicycle go fast?



Write three sentences about the picture.



1.

2.

3.



Assessment 8

1. Listen to your teacher and tick (✓) the correct picture.



2. Ask and answer in pairs.

- What is your name?
- Who are there in your family?
- What does your father do?
- What does your mother do?

3. Read and answer.

Dipu eats rice and curry.

Mina drinks juice.

Padam eats an egg.

Sunita drinks milk.

I like all of them.

a. What does Dipu eat?

b. Who drinks water?

Fruits and Vegetables

Lesson 98

Date:

Fruits



Look at the pictures and read.

Fruits are good for health. There are different fruits.



apple



mango



coconut



grapes




banana



papaya



Write.





Read and answer.

The Papaya Tree

This is a papaya tree.

The tree is tall.

The tree has four papayas.

Papayas are green and yellow.

I like papayas.



1. What tree is this?

2. Is the tree tall?

3. How many papayas does the tree have?

4. What colour are papayas?



Write three sentences about the picture.



1.

2.

3.

A/An



Look at the picture and read.



a tree

a book

a cat

an apple

an eye

an egg



Write 'a/an'.

_____ eye

_____ bag



_____ umbrella

_____ apple

_____ dog

_____ girl



Read and answer.

The Red Apple

This is an apple.
The apple is red.
I eat an apple everyday.
I drink apple juice.
I like apples very much.



1. Is this an apple?

2. What colour is the apple?

3. Do you like apples?

4. Do you eat an apple everyday?



Write three sentences about the picture.



1.

2.

3.

Vegetables



Look at the pictures and read.

We eat vegetables everyday. Eating vegetables is good for our health.



a potato



a tomato



an onion



a pumpkin



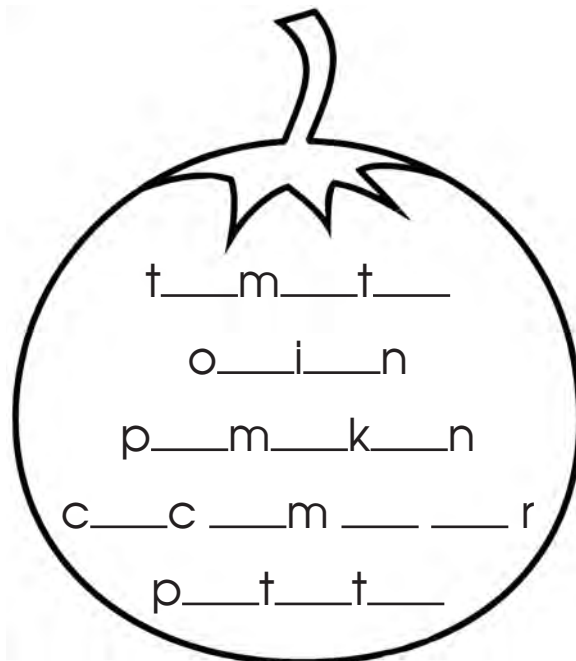
a cauliflower



a cucumber



Fill in the missing letters and colour.





Read and answer.

Hi Everyone !

Hi everyone!
I am a pumpkin.
I am round in shape.
I am green and yellow in colour.
I am a vegetable.
People like me a lot.



1. What is it?

2. What shape is it?

3. What colour is it?

4. Is it a vegetable or a fruit?



Look at the picture and write three sentences.



1.

2.

3.

3. Read and answer.

Hi everyone!
I am a pumpkin.
I am round in shape.
I am green and yellow in colour.
I am a vegetable.
People like me a lot.



a. What is it?

b. What shape is it?

c. What colour is it?

d. Is it a vegetable or a fruit?

4. Write three sentences about the picture.



a.

b.

c.

Hobbies and Interests

Lesson 101

Date:


I Like Fruits



Look at the pictures and read.



I like fruits.
What do you like?



I like corn.
What do you like?



I like bones.



Complete the sentences.



I like to

I like to

I like to

dance

read

draw

play

jump



Read and answer.

Painting

Saru likes to paint.
She paints a house.
Sagar likes to paint too.
He paints a tree.
They both like painting.



1. What does Saru like?

2. What does Saru paint?

3. What does Sagar paint?

4. What do they both like?



Make words and write three sentences.



siwm

pciture

darw

1. picture :

2. draw :

3. swim :

I Don't Like Leaves



Look at the pictures and read.



I like fruits.
I don't like leaves.

I like corn.
I don't like fruits.



I like milk.
I don't like bones.



I like bones.
I don't like milk.



Write what you like to do and don't like to do.

I like to

Handwriting practice lines for 'I like to' with 10 sets of red, black, and blue lines.

I don't like to

Handwriting practice lines for 'I don't like to' with 10 sets of red, black, and blue lines.





Read and answer.

Rabbits

We are rabbits.
We are friends.
We live in holes.
We like to eat carrots.
We don't like leaves.



1. Who are they?

2. Where do they live?

3. What do they like to eat?

4. What don't they like?



Make words and write sentences.



argny

uendr

bnoe

1. angry :

2. under :

3. bone :



Assessment 10

1. Ask and answer.

- a. I like apples. What do you like?
- b. I like milk. What do you like?
- c. I like to paint. What do you like to do?
- d. I like dancing. What do you like doing?
- e. I like corn. What do you like?

2. Read and answer.

We are rabbits.

We are friends.

We live in holes.

We like to eat carrots.

We don't like leaves.



a. Who are they?

b. Where do they live?

c. What do they like to eat?

d. What don't they like?

3. Re-arrange the letters to make words.

a. alppe

b. tatomo

c. ccmuuebr

d. crroat

4. Write the sentences using the words from 3 above.

a.

b.

c.

d.

Birds and Animals


Lesson 103

Date:

The Tiger



Listen and sing.



I found a cow !
How?
I found a cow !
How?
I found a bear !
Where?
I found a bear !
Where?
I found a hen !
When?
I found a hen !
When?



Write the names of animals.















Read and answer.

The Tiger Again

This is a tiger.

The tiger eats meat.

The tiger has a strong body.

The tiger lives in the jungle.

The tiger is a wild animal.



1. What is this?

This is a _____

2. Where does the tiger live?

The tiger lives in _____

3. What does the tiger eat?

The tiger eats _____

4. Is the tiger a wild animal?



Look at the picture and write three words and two sentences.



1. _____

2. _____

3. _____

1. _____

2. _____

The Cock



Look at the pictures and discuss.



a cock



a duck




a parrot



a pigeon



Colour the name of this bird.



cock

duck

parrot

pigeon



Read and answer.

Kukhuri Kaa

This is a cock.

The cock runs very fast.

The cock is red and black.

The cock eats grains.

The cock says kukhuri kaa.



1. What is this?

2. What does the cock do?

3. What does the cock eat?

4. What does the cock say?



Make words.



dcuk



pegoin



prraot



Write two sentences.



1.


2.

Birds in the Tree



Look at the picture and read.

This is a big tree. Many birds live in it.



Colour and write their names.



p



s



c



d



Read and answer.

The Sparrow

Sparrow is a small bird.
 It has a short tail.
 It is brown in colour.
 It eats seeds and fruits.
 It chirps and dances.
 It makes a nest in our house.



1. What is a sparrow?

2. What does the sparrow eat?

3. What does the sparrow do?

4. Where does the sparrow make its nest?



Write three sentences about the picture.



1.

2.

3.

On/In/Under



Look at the picture and read.



The bird is on the elephant.

The rat is in the hole.

The cat is under the elephant.



Where is the rabbit?



_____ the table



_____ the table



_____ the hole



_____ the tree



_____ the mat



_____ the burrow



Read and answer.

A Vegetable Garden

The girl is in the garden. It is a vegetable garden. A rabbit comes to her. He asks for a carrot.



1. Where is the girl?


2. Who comes to the girl?

3. What does the rabbit ask for?

4. The rabbit says, "Thanks". What does the girl say?



Write three sentences about the picture.



1.

2.

3.

Big and Small



Talk about the picture.



Look at the pictures and read.



big



small



fat



thin



tall




short



Read and answer.

The Elephant and Deer.

The elephant is big.
 It has a big body.
 The deer is small.
 It has a small body.
 They live in the jungle.
 They eat grass and leaves.
 They both are wild animals.



1. Who is big?

2. Who is small?

3. Where do they live?

4. What do they eat?



Write missing letters.



b _ _ _ k



t _ _ _ e



h _ _ n



e _ _ e



Write sentences using these words.

1. book :

2. tree :

3. hen :

My Pet



Look at the picture and read.



a buffalo

a cow

a goat

a dog

a sheep

a cat



Find and write the names of animals.

b		t	r	c
u	z	d		a
f	g	o	a	t
f	s	g		o
a	u	p	i	l
l	c	o	w	s
o	a		m	













Read and answer.

My Dog

I have a pet dog.

His name is Kale.

Kale is black in colour.

It has long hair on its body.

He guards our house. He runs very fast.

He loves to play with me. I love him a lot.



1. Who is Kale?

2. What has Kale got on its body?

3. What does Kale do?

4. What does Kale love to do?



Write three sentences about the picture.



1.

2.

3.




Assessment 11

1. Ask and answer about these animals.

A : What is this?

B : It's a/an



2. Read and answer.

Sparrow is a small bird.

It has a short tail.

It is brown in colour.

It eats seeds and fruits.

It chirps and dances.

It makes a nest in our house.



a. What is a sparrow?

Word list

aeroplane	bird	cat	cupboard
alphabet	birthday	cauliflower	curry
angry	black	cave	cut
animal	blue	child	dance
ant	board	church	dear
apple	bone	circle	deer
arm	book	clap	desk
arrow	box	class	dice
aunt	boy	clean	dig
axe	bread	climb	discuss
bag	brother	clock	doctor
ball	brush	cock	dog
balloon	bucket	coconut	doll
banana	buffalo	colour	donkey
basketball	bus	comb	door
bat	bye	come	dove
beak	cab	corn	draw
bear	cabbage	cow	drink
bed	cage	cowshed	driver
bee	cake	cricket	duck
bench	candle	crow	dustbin
bicycle	cap	crying	eagle
big	car	cucumber	ear
bin	carrot	cup	eat

egg	gift	hen	key
elephant	giraffe	here	kid
eraser	girl	hide	king
eye	give	high	kite
face	glasses	hill	knee
family	go	hive	knife
fan	goat	holiday	lamp
farmer	god	home	lazy
fat	good	homework	leaf
father	afternoon	horse	leave
fee	good bye	house	leg
feet	good evening	ice-cream	lie
fish	good morning	ink	like
flag	good night	iron	lion
fly	grapes	jackal	lip
football	grass	jacket	listen
fox	green	jam	live
Friday	ground	jeep	look
friend	hands	join	lotus
frock	happy	joker	love
frog	hat	jug	madam
fruit	head	jump	make
garden	hello	jungle	man
gate		kangaroo	mango
ghee		kettle	map

marigold	ox	puppy	ruler
mat	paint	queen	sad
meat	pan	question	same
meow	papaya	queue	Saturday
milk	parrot	quill	say
mill	peach	quilt	school
monastery	peacock	quiz	see
Monday	pear	rabbit	sharpener
monkey	pen	rack	sheep
moon	picture	radio	shirt
mosque	pig	radish	shoes
mother	pigeon	rainbow	short
mouse	pin	rat	shoulder
nail	pineapple	read	show
name	play	red	shut
neck	playground	rhino	sing
nest	please	ribbon	sir
net	point	rice	sister
nose	pool	ring	sit
nurse	porter	robot	size
onion	pot	roof	skin
open	potato	room	skipping
orange	practise	rose	sky
ostrich	prize	round	slide
owl	pumpkin	row	small

snake	there	vulture	yak
snow	thin	wall	yam
socks	this	wash	yacht
sparrow	Thursday	watch	year
stamp	tick	water	yellow
stand	tie	watermelon	yesterday
star	tiger	way	zebra
stomach	toe	web	zero
student	tomato	Wednesday	zipper
sugar	tongue	welcome	zoo
sun	toy	well	
Sunday	trace	whale	
sunflower	tractor	wheel	
swan	train	wheelchair	
swim	tree	white	
table	Tuesday	whiteboard	
tall	umbrella	wind	
tap	uncle	window	
taxi	uniform	wine	
teacher	van	wolf	
teeth	vase	wood	
television	vegetable	write	
temple	vest	Xerox	
tempo	violin	x-ray	
that	volleyball	xylophone	

LEARNING PROGRESSION CHART

Tick (✓) the box on the day you complete the task.

START → Lesson 1 Lesson 2 Lesson 3

Lesson 5 Lesson 4

Lesson 6 Lesson 7 Lesson 8

Lesson 10 Lesson 9

Lesson 11 Lesson 12 Lesson 13

Lesson 15 Lesson 14

Lesson 16 Lesson 17

Lesson 19 Lesson 18

Lesson 20 Lesson 21

Lesson 23 Lesson 22

Lesson 24 Lesson 25

Lesson 27 Lesson 26

Lesson 28

Lesson 30 Lesson 29

Lesson 31 Lesson 32

Lesson 34 Lesson 33

Lesson 35 Lesson 36

Lesson 38 Lesson 37

Lesson 39 Lesson 40

Lesson 41 Lesson 42

Lesson 43

Lesson 44 Lesson 45

Lesson 47 Lesson 46

Lesson 48 Lesson 49

Lesson 51 Lesson 50

Lesson 52 Lesson 53

Lesson 55 Lesson 54

Lesson 56 Lesson 57

Lesson 59 Lesson 58

Lesson 60 Lesson 61

Lesson 63 Lesson 62

Lesson 64

Lesson 66 Lesson 65

Lesson 67 Lesson 68

Lesson 70 Lesson 69

Lesson 71 Lesson 72

Lesson 75 Lesson 74 Lesson 73

Lesson 76 Lesson 77 Lesson 78

Lesson 79 Lesson 80 Lesson 81

Lesson 83 Lesson 82

Lesson 84 Lesson 85 Lesson 86

Lesson 88 Lesson 87

Lesson 89 Lesson 90

Lesson 93 Lesson 92 Lesson 91

Lesson 94 Lesson 95 Lesson 96

Lesson 98 Lesson 97 Lesson 101

Lesson 99 Lesson 100 Lesson 101

Lesson 104 Lesson 103 Lesson 102

Lesson 105 Lesson 106

Lesson 108 Lesson 107

FINISH SEE YOU IN GRADE TWO!